REVOIR PARIS

ceramic tiles

REVOIR PARIS

COLLECTION 2026

Provence Chocolat 6.2x25
Eugenie 15x15

De Belgische industriële vloer- en wandtegel geschiedenis.

Vanaf de vroege Middeleeuwen bestond er in België een belangrijke productie van keramische tegels. In de 16de eeuw was Antwerpen zelfs één van de belangrijkste Europese productiecentra van technisch hoogstaande majolicategels. Na de val van Antwerpen in 1585 verloren onze streken hun leiderspositie en pas vanaf de tweede helft van de 19de eeuw won de tegelindustrie opnieuw aan belang, zowel op economisch als op artistiek vlak. De traditionele productie werd aangevuld met moderne aardewerkindustrie. Dit danken we vooral aan de familie Boch die vele belangrijke vernieuwingen in de keramieknijverheid introduceerden op het Europese continent.

In de jaren 1850 begonnen ze met de invoering van de techniek van het droogpersen en vanaf 1846 met de productie van 'encaustic tiles' of ingelegde vloertegels naar Engels voorbeeld. Deze steengoed vloertegels werden haast onmiddellijk een groot commercieel succes. Nieuwe en vaak openbaar toegankelijke gebouwen zoals stations, hotels, stadhuizen, bibliotheken enz. vroegen niet alleen visueel aantrekkelijke tegels maar ook duurzame en makkelijk te onderhouden bouwmaterialen.

Nieuw opgerichte fabrieken als de Carrelages Céramiques de Chimay, Maufroid frères & soeur; de Compagnie Générale des Produits Céramiques de Saint-Ghislain; de S.A. des Carrelages et Produits Céramiques de Chimay te Forges-lez-Chimay; La Céramique Nationale; de Compagnie des Produits Céramiques de Saint-Remy ; de Société Générale de Produits Réfractaires et Céramiques de Morialmé; de Manufactures Céramiques d'Hemixem, Gilliot Frères uit Hemiksem bij Antwerpen en La Nouvelle Céramique Amay volgden hun voorbeeld en daarmee groeide ook de concurrentie en de wereldwijde reputatie van de Belgische tegelproductie.

Naast de keramische vloertegel veroverde ook de ingelegde, in de massa gekleurde cementtegel door zijn gunstige prijs-kwaliteit verhouding vanaf ongeveer 1871 vrij snel de internationale markt en bleef tot de Tweede Wereldoorlog eveneens een veelgevraagd Belgisch product.
Cementtegels waren minder slijtvast dan de keramische tegels, maar ze waren wel veel minder duur en voor leken moeilijk van elkaar te onderscheiden aangezien vormen en motieven grotendeels gelijkliepen.

Ook de wandtegelindustrie kreeg hierdoor een belangrijke impuls. Al gauw kwamen naast Neogotische of Neorenaissance ontwerpen ook door de Perzische of Oosterse kunst beïnvloede tegels op de markt. Het aanbod liep parallel met de groeiende waardering voor polychromie in de architectuur. Tijdens de art-nouveau periode werden de diverse mogelijkheden van de industriële wandtegel in België ten volle benut.

Hoewel de meest toonaangevende architecten uit de Belgische art nouveau beweging – Henry van de Velde, Paul Hankar en Victor Horta - vrij snel belangstelling voor het gebruik van bouwkeramiek vertoonden, is het vooral in het oeuvre van jongere en minder bekende architecten dat men het gebruik van tegels, tegelpanelen of bouwkeramiek in overvloed aantreft. Nieuwe bedrijven werden opgericht waaronder, Baudoux & Cie, Maison Helman en Manufactures Céramiques d'Hemixem - Gilliot Frères. In 1914 produceerde Gilliot al 250.000 tegels per dag.

De Eerste Wereldoorlog was een periode van stilstand. Pas nadien kwam de productie opnieuw op gang. De droog geperste industriele tegel kende snel een enorm succes omdat het product op grote schaal en tot in arbeiderswoningen werd geplaatst.

Geleidelijk aan brachten nieuwe stijlopvattingen, waaronder de art deco en het modernisme, samen met de financiële crisis en stijgende arbeidslonen vrij snel een eind aan de productie van de gedecoreerde tegels. Men maakte ook vaak de keuze om effen tegels in mozaïek te gebruiken.

Na de Tweede Wereldoorlog werd al vlug duidelijk dat de Belgische tegelindustrie economisch niet meer kon concurreren met de productie in lagere loonlanden. Eén voor één sloten nagenoeg alle tegelfabrieken in de jaren 1950-1980.
Een bloeiende industrietak uit onze vaderlandse geschiedenis was daarmee volledig teloorgegaan.

Naar onderzoek door dr. Mario Baeck

Zoals u kan afleiden zit de kennis en de ziel van de decoratieve wand- en vloertegels in het DNA van het Belgische Revoir Paris. Nog steeds ontdekken we prachtige creaties die ons opnieuw inspireren om unieke collecties te ontwikkelen.
Rekening houdend met de huidige kleur- en stijl tendensen evenals technische en ecologische noden ontwikkelen wij nieuwe decoratieve tegels die universeel geïntegreerd kunnen worden.

L'histoire du carrelage sol et murale Belge.

Dès le début du Moyen Âge, il y avait une importante production de carreaux céramiques en Belgique. Anvers était au XVIe siècle même l'un des plus importants centres européens de production de carrelages majoliques techniquement avancés. Après la chute d'Anvers en 1585, nos régions perdirent leur position de leader et ce n'est qu'à partir de la seconde moitié du XIXe siècle que l'industrie du carrelage reprit de l'importance, tant sur le plan économique qu'artistique. La production traditionnelle a été complétée par une industrie moderne de faïence et de grès cérame. C'est principalement à la famille Boch que nous le devons grâce à leurs introductions d'innovations importantes dans l'industrie de la céramique sur le continent européen.

C'est dans les années 1850, qu'ils ont commencé avec l'introduction de la technique du pressage à sec et à partir de 1846 avec la production de «encaustic tiles» ou carreaux de sol incrustés à l'exemple anglais. Ces carreaux de sol en grès cérame sont devenus presque immédiatement un grand succès commercial. Les bâtiments neufs et souvent accessibles au public tels que les gares, les hôtels, les mairies, les bibliothèques, etc. nécessitaient non seulement des carreaux visuellement attrayants, mais également durables et faciles à entretenir.

Des usines nouvellement créées comme les Carrelages Céramiques de Chimay, Maufroid frères & soeur ; la Compagnie Générale des Produits Céramiques de Saint-Ghislain ; la S.A. des Carrelages et Produits Céramiques de Chimay à Forges-lez-Chimay ; La Céramique Nationale ; la Compagnie des Produits Céramiques de Saint-Rémy ; la Société Générale de Produits Réfractaires et Céramiques de Morialmé ; les Manufactures Céramiques d'Hemixem, Gilliot Frères d'Hemiksem près d'Anvers et La Nouvelle Céramique Amay suivirent leur exemple et ainsi la concurrence et la réputation mondiale de la production belge de carrelage se développèrent.

Outre le carreau de sol en céramique, c'est autour de 1871 que le carreau de ciment coloré dans la masse a rapidement conquis le marché international grâce à son rapport qualité-prix favorable et est également resté un produit belge très recherché jusqu'à la Seconde Guerre mondiale.
Les carreaux de ciment étaient généralement moins résistants à l'usure contrairement au carreaux de céramique, mais ils étaient beaucoup moins chers et difficiles à distinguer les uns des autres car les formes et les motifs étaient largement identiques.

Cela a également donné un coup de pouce important à l'industrie du carrelage mural. Très vites des motifs néo-gothiques ou néo-renaissance, des carreaux influencés par l'art persan ou oriental sont également apparus sur le marché. L'offre correspondait à l'appréciation croissante de la polychromie en architecture. Pendant la période Art nouveau, les différentes possibilités du carrelage mural industriel en Belgique ont été pleinement exploitées.
Bien que les principaux architectes du mouvement Art nouveau belge – Henry van de Velde, Paul Hankar et Victor Horta – se soient rapidement intéressés à l'utilisation de la céramique architecturale, c'est principalement dans l'œuvre d'architectes plus jeunes et moins connus que l'on retrouve l'utilisation de panneaux de carrelage ou de céramiques architecturales en abondance.

C'est avec cette évolution que de nouvelles sociétés sont créées, dont Baudoux & Cie, la Maison Helman et les Manufactures Céramiques d'Hemixem - Gilliot Frères. En 1914, Gilliot produisait déjà 250 000 carreaux par jour.

La Première Guerre mondiale a été une période de stagnation. Ce n'est qu'après la guerre que la production a entièrement repris. Le carrelage industriel pressé à sec a vite connu un énorme succès car le produit a été installé à grande échelle et même dans les maisons des ouvriers.

Peu à peu, de nouvelles idées de style, dont l'Art Déco et le Modernisme, ainsi que la crise financière et la hausse des salaires, ont mis fin assez rapidement à la production de carreaux décorés. De plus en plus les gens choisissais des carrelages unis mis en mosaïque.

Après la Seconde Guerre mondiale, il est vite devenu évident que l'industrie belge du carrelage décoré ne pouvait plus être compétitive sur le plan économique. Une à une, presque toutes les usines de carrelage ont fermé leurs portes dans les années 1950-1980.
Une période florissante de l'industrie de notre histoire nationale avait ainsi complètement disparu.

d'après les recherches de dr. Mario Baeck

Vous l'aurez compris, l'âme et le savoir-faire du carrelage décoratif mural et de sol est dans l' ADN de Revoir Paris, société Belge. Nous découvrons tous les jours encore de belles créations qui nous inspirent à chaque fois pour le développement de nouvelles collections uniques.
Tout en tenant compte des tendances actuelles en couleur et styles, ainsi que des besoins techniques et écologiques, nous développons des carreaux décoratifs nouveaux qui peuvent être intégrés universellement.

The Belgian industrial floor and wall tile history

From the early Middle Ages onwards there was an important production of ceramic tiles in Belgium. In the 16th century, Antwerp was even one of the most important European production centres of technically advanced majolica tiles. After the fall of Antwerp in 1585, our regions lost their leading position and it was only from the second half of the 19th century that the tile industry regained importance, both economically and artistically. Traditional production was complemented by modern ceramic industry. We owe this mainly to the Boch family who introduced many important innovations in the ceramics industry on the European continent.

In the 1850s they started with the introduction of the dust press technique and from 1846 with the production of 'encaustic tiles' or inlaid floor tiles after the English example. These vitrified floor tiles almost immediately became a great commercial success. New and often publicly accessible buildings such as stations, hotels, town halls, libraries, etc. required not only visually attractive tiles but also durable and easy-to-maintain building materials.

Tiles Céramiques de Chimay, Maufroid frères & sœurs – later on SA La Céramique de Bourlers, SA Compagnie générale des Produits Céramiques de Saint-Ghislain, SA La Céramique Nationale, … followed their example and became competitors.

Newly established factories such as the Carrelages Céramiques de Chimay, Maufroid frères & soeur; the Compagnie Générale des Produits Céramiques de Saint-Ghislain; the S.A. des Carrelages et Produits Céramiques de Chimay in Forges-lez-Chimay; La Céramique Nationale; the Compagnie des Produits Céramiques de Saint-Remy; the Société Générale de Produits Réfractaires et Céramiques de Morialmé; the Manufactures Céramiques d'Hemixem, Gilliot Frères from Hemiksem near Antwerp and La Nouvelle Céramique Amay followed suit so that the competition and the worldwide reputation of Belgian tile production grew.

In addition to the ceramic floor tile, the inlaid, mass-coloured cement tile also conquered the international market fairly quickly from about 1871 due to its favourable price-quality ratio and remained a much sought-after Belgian product until the Second World War.
Cement tiles were generally less durable than ceramic tiles, but they were much less expensive and difficult for laymen to distinguish from each other as shapes and motifs were largely similar.

This also gave the wall tile industry an important boost. Soon, in addition to Neo-Gothic or Neo-Renaissance designs, tiles influenced by Persian or Oriental art also came on the market. The offer paralleled the growing appreciation for polychrome architecture. During the Art Nouveau period, the various possibilities of industrial wall tile in Belgium were fully exploited.
Although the leading architects of the Belgian Art Nouveau movement – Henry van de Velde, Paul Hankar and Victor Horta – quickly showed interest in the use of building ceramics, it is mainly in the oeuvre of younger and lesser-known architects that the use of tiles, tile panels or building ceramics is found in abundance.

New companies were founded including, Baudoux & Cie, Maison Helman and Manufactures Céramiques d'Hemixem - Gilliot Frères. In 1914 Gilliot already produced no less than 250,000 tiles per day.

The First World War was a period of stagnation. Only afterwards did production start up again. The dust pressed industrial tile was a huge success because the product was then placed on a large scale, even in workers' homes.

Gradually, new stylistic ideas, including art deco and modernism, together with the financial crisis and rising labour costs, quickly put an end to the production of the decorated tiles. From then on people often chose plain tiles installed in mosaic patterns.

After the Second World War, it soon became clear that the Belgian tile industry could no longer compete economically. One by one, almost all tile factories closed in the 1950s-1980s.
A flourishing industry in our national history was thus completely destroyed.

After research by dr. Mario Baeck

As you can deduce, the knowledge and soul of decorative wall and floor tiles is in the DNA of the Belgian Revoir Paris. We still discover beautiful creations that inspire us regularly to develop unique new collections.

Considering current colour and style trends as well as technical and ecological needs, we develop decorative tiles that can be universally integrated.

La historia de los pavimentos y revestimientos industriales belgas.

Desde la Alta Edad Media hubo una importante producción de baldosas cerámicas en Bélgica. En el siglo XVI, Amberes era incluso uno de los centros de producción europeos más importantes de mayólicas técnicamente avanzadas. Tras la caída de Amberes en 1585, nuestras regiones perdieron su posición de liderazgo y no fue hasta la segunda mitad del siglo XIX cuando la industria del azulejo recuperó importancia, tanto económica como artística. La producción tradicional se complementó con la moderna industria alfarera. Esto se lo debemos principalmente a la familia Boch, que introdujo muchas innovaciones importantes en la industria de la cerámica en Europa.

En la década de 1850 se empezó a introducir la técnica del prensado en seco y a partir de 1846 con la producción de las 'baldosas hidráulicas' o baldosas con incrustaciones según el ejemplo inglés. Estos pavimentos de gres se convirtieron casi de inmediato en un gran éxito comercial. Los edificios nuevos y, a menudo, de acceso público, como estaciones, hoteles, ayuntamientos, bibliotecas, etc., no solo requerían baldosas visualmente atractivas, sino también materiales de construcción duraderos y fáciles de mantener.

Fábricas nuevas como Carrelages Céramiques de Chimay, Maufroid frères & soeur; la Compagnie Générale des Produits Céramiques de Saint-Ghislain; la S.A. des Carrelages et Produits Céramiques de Chimay en Forges-lez-Chimay; La Cerámique Nationale; la Compagnie des Produits Céramiques de Saint-Remy; la Société Générale de Produits Réfractaires et Céramiques de Morialmé; las Manufactures Céramiques d'Hemixem - Gilliot Frères de Hemiksem, cerca de Amberes, y La Nouvelle Céramique Amay, siguieron su ejemplo y con ello creció la competencia y la reputación mundial de la producción de azulejos belgas.

Además de la baldosa cerámica, la baldosa hidráulica coloreada con incrustaciones conquistó rápidamente el mercado internacional debido a su favorable relación precio-calidad desde aproximadamente 1871 y también siguió siendo un producto belga muy solicitado hasta la Segunda Guerra Mundial.

Baldosas de cemento eran generalmente menos resistentes al desgaste que las baldosas de cerámica, pero eran mucho menos costosas y difíciles de distinguir para los legos, ya que las formas y los motivos eran en gran parte idénticos.

Esto también supuso un importante impulso para la industria de los revestimientos cerámicos. Pronto, además de los diseños neogóticos o neorrenacentistas, también aparecieron en el mercado azulejos influenciados por el arte persa u oriental. La oferta fue paralela al creciente aprecio por la policromía en la arquitectura. Durante el período Art Nouveau, se explotaron al máximo las diversas posibilidades del revestimiento industrial en Bélgica.

Aunque los principales arquitectos del movimiento Art Nouveau belga - Henry van de Velde, Paul Hankar y Victor Horta - pronto mostraron interés en el uso de la cerámica para la construcción, es principalmente en la obra de arquitectos más jóvenes y menos conocidos que el uso de tejas, paneles de teja o cerámica arquitectónica en abundancia.

Se fundaron nuevas empresas, incluidas Baudoux & Cie, Maison Helman y Manufactures Céramiques d'Hemixem; Gilliot Freres. En 1914, Gilliot producía 250.000 tejas al día.

La Primera Guerra Mundial fue un período de estancamiento. Solo entonces se reanudó la producción. La baldosa industrial prensada en seco fue un gran éxito porque el producto se instaló a gran escala e incluso en las casas de los trabajadores.

Poco a poco, las nuevas ideas de estilo, incluido el Art Deco, junto con la crisis financiera y el aumento de los salarios, pusieron fin a la producción de azulejos decorados con bastante rapidez. Los azulejos de un solo color también empezaron a ser una fuerte tendencia en sustitución de los azulejos decorados.

Después de la Segunda Guerra Mundial, pronto quedó claro que la industria azulejera belga ya no podía competir económicamente. Una a una, casi todas las fábricas de tejas cerraron en las décadas de 1950-1980.
Así se perdió por completo una floreciente rama de la industria de nuestra historia nacional.

Basado en una investigación del Dr. Mario Baeck

Como se puede deducir, el conocimiento y el alma de los revestimientos y pavimentos decorativos está en el ADN de la belga Revoir Paris. Seguimos descubriendo hermosas creaciones que una vez más nos inspiran a desarrollar colecciones únicas.
Teniendo en cuenta las tendencias actuales de color y estilo, así como las necesidades técnicas y ecológicas, desarrollamos azulejos decorativos que pueden integrarse universalmente.

REVOIR PARIS

La storia del rivestimento da pavimento e da parete belga

Fin dall'inizio del Medioevo, in Belgio era presente un'importante produzione di piastrelle di ceramica. Anversa è, nel XVI secolo, uno dei più importanti centri europei di produzione di ceramiche e piastrelle tecnicamente avanzate. Dopo la caduta di Anversa nel 1585, le nostre regioni hanno perso la loro leadership nel settore e solo a partire dalla seconda metà dell'Ottocento l'industria delle piastrelle ceramiche riacquistò importanza, sia sul piano economico che artistico. La produzione tradizionale è stata presto completata da moderne tecniche di produzione ceramica. Lo dobbiamo soprattutto alla famiglia Boche, che ha introdotto importanti innovazioni nel settore della ceramica europea.

Fu intorno al 1850 che iniziarono, con l'introduzione della tecnica di pressatura a secco e dal 1846 con la produzione di "encaustic tiles" o piastrelle per pavimenti intarsiate sull'esempio inglese. Questi pavimenti in gres sono diventati quasi immediatamente un grande successo commerciale. Gli edifici nuovi e destinati al grande pubblico, come stazioni ferroviarie, alberghi, municipi, biblioteche, ecc. richiedevano non solo piastrelle visivamente attraenti, ma anche materiali da costruzione durevoli e di facile manutenzione.
Fabbriche di nuova costituzione come Carrelages Céramiques de Chimay, Maufroid frères & soeur; la Compagnie Générale des Produits Céramiques de Saint-Ghislain; la S.A. des Carrelages et Produits Céramiques de Chimay a Forges-lez-Chimay; La Ceramica Nazionale; la Compagnie des Produits Céramiques de Saint-Remy; la Société Générale de Produits Réfractaires et Céramiques de Morialmé; le manifatture Céramiques d'Hemixem, Gilliot Frères di Hemiksem vicino ad Anversa e La Nouvelle Céramique Amay seguirono l'esempio e con ciò crebbe la concorrenza e la reputazione mondiale della produzione di piastrelle belga.

Oltre alla piastrella per pavimenti in ceramica, è intorno al 1871 che le piastrelle in cemento colorato in massa, conquistano rapidamente il mercato internazionale grazie al loro favorevole rapporto qualità-prezzo e rimasero un prodotto belga molto ricercato fino alla seconda guerra mondiale.
Le piastrelle di cemento erano generalmente meno resistenti all'usura rispetto alle piastrelle di ceramica, ma erano molto meno costose e difficili da distinguere da queste ultime perché le forme e i motivi erano in gran parte identici.

Ció ha dato una spinta importante anche all' l'industria delle piastrelle da parete. Ben presto, oltre ai disegni neogotici o neorinascimentali, arrivarono sul mercato piastrelle influenzate dall'arte persiana o orientale. L'offerta corrispondeva al crescente apprezzamento della policromia in architettura. Durante il periodo Art Nouveau, in Belgio sono state sfruttate appieno le varie possibilità offerte dai rivestimenti industriali.
Anche se i principali architetti del movimento Art Nouveau belga – Henry van de Velde, Paul Hankar e Victor Horta – si sono rapidamente interessati all'uso della ceramica architettonica, è soprattutto nelle opere di architetti più giovani e meno noti che si ritrova l'uso abbondante di piastrelle o ceramiche da costruzione.
Con questa evoluzione nascono nuove aziende, tra cui Baudoux & Cie, la Maison Helman e les Manufactures Céramiques di Hemixem - Gilliot Frères. Nel 1914, Gilliot produceva 250. 000 piastrelle al giorno.

La prima guerra mondiale fu un periodo di stagnazione. Solo dopo la guerra la produzione riprese completamente. Le piastrelle industriali pressate a secco hanno riscosso un enorme successo poiché il prodotto è stato installato su larga scala e persino nelle case degli operai.
A poco a poco, nuove idee di stile, tra cui l'Art Déco, così come la crisi finanziaria e l'aumento dei salari, hanno interrotto abbastanza rapidamente la produzione di piastrelle decorate. Sempre più persone sceglievano piastrelle in tinta unita.

Dopo la seconda guerra mondiale divenne subito evidente che l'industria belga delle piastrelle decorate non poteva essere più competitiva sul piano economico.

Uno ad uno, quasi tutte le fabbriche di piastrelle hanno chiuso i battenti negli anni '50-'80.
Un periodo fiorente dell'industria della nostra storia nazionale era così completamente scomparso.

Basato su una ricerca del Dr. Mario Baeck

Avrete capito, l'anima e il know-how delle piastrelle decorative da rivestimento e pavimento è nel DNA di Revoir Paris, azienda belga. Ogni giorno scopriamo ancora bellissime creazioni che ci ispirano per lo sviluppo di nuove collezioni uniche.

Tenendo conto delle tendenze attuali, del colore e dello stile, nonché delle esigenze tecniche ed ecologiche, sviluppiamo piastrelle decorative che possono essere integrate universalmente

REVOIR PARIS

Die Geschichte der Boden- und Wandfliesen in Belgien

Seit dem frühen Mittelalter gab es eine bedeutende Produktion von Keramikfliesen in Belgien. Antwerpen war im 16. Jahrhundert eines der wichtigsten europäischen Zentren für die Herstellung von technisch fortgeschrittenen Fayence Fliesen. Nach dem Fall von Antwerpen im Jahre 1585 verloren unsere Regionen ihre Führungsposition, und erst in der zweiten Hälfte des 19. Jahrhunderts gewann die Fliesenindustrie sowohl in wirtschaftlicher als auch in künstlerischer Hinsicht wieder an Bedeutung. Die traditionelle Produktion wurde durch die moderne Keramikindustrie ergänzt. Das verdanken wir vor allem der Familie Boche, die wichtige Innovationen in der europäischen Keramikindustrie eingebracht hat.

In den 1850er Jahren begannen sie mit der Einführung der Trockenpresstechnik und ab 1846 mit der Herstellung von „encaustic tiles" oder eingelegten Bodenfliesen nach englischem Vorbild. Diese Bodenfliesen aus Feinsteinzeug wurden fast sofort ein großer kommerzieller Erfolg. Neue und häufig öffentlich zugängliche Gebäude wie Bahnhöfe, Hotels, Rathäuser, Bibliotheken usw. erforderten nicht nur optisch ansprechende Fliesen, sondern auch langlebige und pflegeleichte Baumaterialien.

Carrelages Ceramiques de Chimay, Maufroid Frères & Soer – später SA La Ceramique de Bourlers , SA Compagnie générale des Produits Ceramiques de Saint-Ghislain, SA La Ceramique Nationale, …

Neu gegründete Fabriken wie die Carrelages Céramiques de Chimay, Maufroid frères & soeur; die Compagnie Générale des Produits Céramiques de Saint-Ghislain; die S.A. des Carrelages et Produits Céramiques de Chimay in Forges-lez-Chimay; La Céramique Nationale; die Compagnie des Produits Céramiques de Saint-Remy; die Société Générale de Produits Réfractaires et Céramiques de Morialmé; Die Manufactures Céramiques d'Hemixem, Gilliot Frères aus Hemiksem bei Antwerpen und La Nouvelle Céramique Amay folgten ihrem Beispiel und die Konkurrenz und der weltweite Ruf der belgischen Fliesenproduktion wuchs mit ihr.

Neben den keramischen Bodenfliesen eroberte die farbige Zementfliese um 1871 dank ihres günstigen Preis-Leistungs-Verhältnisses schnell den internationalen Markt und blieb bis zum Zweiten Weltkrieg ein sehr gefragtes belgisches Produkt.
Zementfliesen waren in der Regel weniger verschleißfest als Keramikfliesen, aber sie waren viel billiger und schwer zu unterscheiden, da die Formen und Muster weitgehend identisch waren.

Dies gab auch der Wandfliesenindustrie einen wichtigen Aufschwung. Bald kamen neben neugotischen oder neorenaissance-Mustern auch von persischer oder orientalischer Kunst beeinflusste Fliesen auf den Markt. Das Angebot entsprach der wachsenden Wertschätzung der Polychromie in der Architektur. Während der Zeit des Jugendstils wurden in Belgien die vielfältigen Möglichkeiten industrieller Wandfliesen voll ausgeschöpft.

Obwohl die Hauptarchitekten des belgischen Jugendstils – Henry van de Velde, Paul Hankar und Victor Horta – sich schnell für die Verwendung von Baukeramik interessierten, ist die Verwendung von Fliesen und Baukeramik vor allem bei jüngeren und weniger bekannten Architekten zu finden.

Mit dieser Entwicklung entstehen neue Unternehmen, darunter Baudoux & Cie, die Maison Helman und die Manufakturen Ceramiques d'Hemixem – Gilliot Frères. 1914 produzierte Gilliot bereits 250.000 Fliesen pro Tag.

Der Erste Weltkrieg war eine Zeit der Stagnation. Erst nach dem Krieg wurde die Produktion wieder vollständig aufgenommen. Trockengepresste Industriefliesen waren ein großer Erfolg, da das Produkt in großem Maßstab und sogar in den Häusern der Arbeiter installiert wurde.

Nach und nach führten neue Stilauffassungen, darunter Art Deco und Modernismus, zusammen mit der Finanzkrise und steigenden Arbeitslöhnen zum Ende der Produktion dekorierter Fliesen. Immer mehr Menschen wählten Unifliesen.

Nach dem Zweiten Weltkrieg wurde schnell klar, dass die belgische Fliesenindustrie wirtschaftlich nicht wettbewerbsfähiger werden konnte. Fast alle Fliesenfabriken wurden in den 1950er-1980er Jahren geschlossen. Eine blühende Periode der Industrie unserer nationalen Geschichte war somit völlig verschwunden.

Nach Forschungen von Dr. Mario Baeck

Sie werden verstehen, dass die Seele und das Know-how der dekorativen Wand- und Bodenfliesen in der DNA der belgischen Firma Revoir Paris liegen. Jeden Tag entdecken wir noch schöne Kreationen, die uns jedes Mal für die Entwicklung neuer einzigartiger Kollektionen inspirieren.
Unter Berücksichtigung aktueller Trends, Farben und Stile sowie technischer und ökologischer Bedürfnisse entwickeln wir neu Dekorfliesen, die sich universell integrieren lassen.

REVOIR PARIS

Warehouse Villarreal

revoir.paris

Revoir PARIS

Share your moments with:
#revoirparis

Collections

- Re-Bel
- Si-Bel
- Bel Histoire
- La Madeleine
- La Villette
- La Roche
- Atelier
- Provence
- Studio

Index of sizes

|Porcelain

20x20

|La Madeleine
|La Villette

15x15 RET

|Bel Histoire
|Si-Bel

7.5x15 RET

|Bel Histoire

7.5x7.5 RET

|Bel Histoire

|Porcelain XL

60x60 RET

|Si-Bel
|Re-Bel

80x80 RET

|La Roche

100x100 RET

|Re-Bel

|White body tiles

6.2x25

|Atelier
|Provence
|Studio

10x10

|Atelier

Index Technical data

Wall & floor
Vloer & wand
Sol & mur

Floor
Vloer
Sol

Wall
Wand
Mur

8
Thickness 8 mm
Dikte 8mm
Epaisseur 8 mm

9,6
Thickness 9.6 mm
Dikte 9.6 mm
Epaisseur 9.6 mm

Frost resistant
Vorstvrij
Résitant au gel

R 9
Slip resistant value 9
Antislipwaarde 9
valeur anti-dérapente

R 10
Slip resistant value 10
Antislipwaarde 10
valeur anti-dérapente 10

V shade
1 : Uniform appearance
2 : Slight variation
3: Moderate variation
4: Substantial variation

RET
Rectified
Gerectificeerd
Rectifié

Not rectified
Not rectified
Niet gerectificeerd
Non rectifié

10 10
10 x 10 cm

15 15
15 x 15 cm

20 20
20 x 20 cm

60 60
60 x 60 cm

80 80
80 x 80 cm

6.2 25
6.2 x 25 cm

INDEX A - Z

Re-Bel

pg36

B
Blanc 60 & 100 pg 40

C
Caramel 60 & 100 pg 42
Cognac 60& 100 pg 44
Cuivre 60 & 100 pg 46

G
Gris 60 & 100 pg 48

M
Mix 60 & 100 pg 50

O
Or 60 & 100 pg 52

P
Perle 60 & 100 pg 54
Petrol 60 & 100 pg 56

T
Taupe 60 & 100 pg 58

V
Vert 60 & 100 pg 60

Si-Bel

pg 64

A
Alouette 15x15 pg 68
Alouette 59.3x59.3 pg 92
Alouette uni clair 15x15 pg 70
Alouette uni clair 59.3x59.3 pg 92
Alouette uni foncé 15x15 pg 71

C
Camille 15x15 pg 72
Camille 59.3x59.3 pg 94
Camille uni clair 15x15 pg 74
Camille uni clair 59.3x59.3 pg 75
Camille uni foncé 15x15 pg 94
Capucine 15x15 pg 76
Capucine uni clair 15x15 pg 78
Capucine uni foncé 15x15 pg 79
Chataigne 15x15 pg 80
Chataigne 59.3x59.3 pg 96
Chataigne uni clair 15x15 pg 82
Chataigne uni clair 59.3x59.3 pg 96
Chataigne uni foncé 15x15 pg 83

D
Dré 15x15 pg 84
Dré 59.3x59.3 pg 98
Dré uni clair 15x15 pg 86
Dré uni clair 59.3x59.3 pg 98
Dré uni foncé 15x5 pg 87

L
Lotus 15x15 pg 88
Lotus uni clair 15x15 pg 90
Lotus uni foncé 15x15 pg 91
Lys 15x15 pg 100
Lys 59.3 x59.3 pg 101

Bel Histoire

pg 108

A
Achilles pg 114
Agathe pg 116
André pg 118

B
Basil pg 120
Baptiste coin pg 244
Baptise ligne pg 244
Béatrice coin pg 246
Béatrice ligne pg 246
Brigitte coin A pg 122
Brigitte coin B pg 124
Brigitte ligne pg 210

C
Cabo Benoît pg 266
Cabo Charles pg 266
Cabo Clea pg 266
Cabo Hubert pg 266
Cabo Josiane pg 266
Cabo Liv pg 266
Cabo Maurice pg 266
Cabo Octavie pg 266
Cabo Oscar pg 266
Cabo Paula pg 266
Charles pg 128

E
Edouard pg 128
Eliot coin pg 248
Eliot ligne pg 248
Eloise pg 130
Eugenie pg 132

F
Felix pg 134
Fiona coin pg 250
Fiona ligne pg 250
Firmin pg 136
Françoise coin A pg 138
Françoise coin B pg 140
Françoise ligne pg 214

G
Germaine pg 142
Gilbert coin A pg 144
Gilbert Ligne pg 218
Gust pg 146

H
Hector coin pg 252
Hector ligne pg 252
Hélène pg 148
Hervé pg 150
Hubert pg 152

I
Ida pg 154
Irène pg 156
Irma pg 158
Isabelle coin pg 254
Isabelle ligne pg 254

J
Jacques coin A pg 160
Jacques ligne pg 222
Jean pg 162
Jeanne pg 164
Josiane pg 166
Jules pg 168

L
Lili coin A pg 170
Lili ligne pg 226
Lisette pg 172
Lucien pg 174
Lus coin pg 256
Lus ligne pg 256

M
Mabel pg 176
Manon pg 178
Mathilde pg 180
Maurice pg 182

N
Nelle coin pg 260
Nelle ligne pg 260

O
Octavie coin A pg 184
Octavie coin B pg 1186
Octavie ligne A pg 230
Octavie ligne B pg 230
Odette pg 188
Oscar pg 190

P
Paula pg 192
Patchwork pg 1206

R
Ralf pg 194
Roméo coin A pg 196
Roméo coin B pg 198
Roméo Ligne pg 234
Rosa pg 200

S
Serge coin A pg 202
Serge coin B pg 204
Serge ligne pg 238

U
Uni Albatre pg 272
Uni Albatre ligne pg 272
Uni Albatre cabochon pg 272
Uni Avocat pg 274
Uni Avocat ligne pg 274
Uni Avocat cabochon pg 274
Uni Bleu Paon pg 276
Uni Bleu Paon ligne pg 276
Uni Bleu Paon cabochon pg 276
Uni Grège pg 278
Uni Grège ligne pg 278
Uni Grège cabochon pg 278
Uni Marron pg 280
Uni Marron ligne pg 280
Uni Marron cabochon pg 280
Uni Ocre pg 282
Uni Ocre ligne pg 282
Uni Ocre cabochon pg 282
Uni Ombre pg 284
Uni Ombre ligne pg 284
Uni Ombre cabochon pg 284



La Madeleine

pg 296

A
Abril pg 298
Ancelina pg 300
Antonet pg 302

B
Belda pg 304

C
Chère bleu pg 306
Chère noir pg 308
Clea pg 310

D
Dori pg 312

E
Edith pg 314
Emile pg 316
Esmée pg 318
Evora pg 320

F
Fitou Océan pg 322
Flavie Blanc pg 324
Flavie Bleu pg 326
Flavie Gris pg 328
Flavie Noir pg 330
Flora pg 332
Flow Gris pg 334
Flow Marron pg 336

G
Gaetine Bleu pg 340
Gaetine Classic pg 342
Gilles Noir pg 344
Gilles Océan pg 346

H
Henri pg 348

J
Jenette pg 350
Juliette Gris pg 352
Juliette Marron pg 354

L
Lilou Bleu pg 356
Lilou Classic pg 358
Lilou Océan pg 360
Liv pg 362
Lyla pg 364

M
Malo pg 366

O
Odie pg 368

P
Papillon pg 370

R
Romée pg 372
Rosalie pg 374

S
Syrah Bleu pg 376

T
Touquet coin pg 386
Touquet ligne pg 388

U
Uni Antracite pg 394
Uni Azure pg 396
Uni Olive pg 398
Uni Opaline pg 400
Uni Perle pg 402

V
Victor pg 378

Z
Zelie Bleu pg 380
Zelie Gris pg 382
Zelie Noir pg 384

La Villette pg 408

A
Adèle Bleu pg 410

B
Benoît Bleu pg 412
Benoît Jaune pg 414

G
George Bleu pg 416
Gustave pg 418

O
Otto Noir pg 420

T
Théo pg 422

La Roche pg 427

L
La Roche gros pg 428
La Roche gros Edouard pg 434
La Roche gros Firmin pg 436
La Roche gros Lisette pg 438
La Roche petit pg 432

Atelier pg 442

B
Blanc de lin 10x10 pg 446
Blanc de lin 6.2x25 pg 472
Bleu lumière 10x10 pg 448
Bleu lumière 6.2x25 pg 474
Bordeaux 10x10 pg 450
Bordeaux 6.2x25 pg 476

E
Emeraude 10x10 pg 452
Emeraude 6.2x25 pg 478

G
Gris 10x10 pg 454
Gris 6.2x25 pg 480

L
Luxe copper pg 498
Luxe gold pg 496
Luxe iron pg 500

M
Marine 10x10 pg 456
Marine 6.2x25 pg 482

N
Noir 10x10 pg 458
Noir 6.2x25 pg 484

T
Taupe 10x10 pg 460
Taupe 6.2x25 pg 486
Turquoise 10x10 pg 462
Turquoise 6.2x25 pg 488

V
Vert d'eau 10x10 pg 464
Vert d'eau 6.2x25 pg 490
Vieux Rose 10x10 pg 466
Vieux Rose 6.2x25 pg 492

Provence pg 506

A
Antracite pg 508

C
Caramel pg 510
Chocolat pg 512
Cocquille pg 514

G
Gris béton pg 516
Gris taupe pg 518

P
Parme pg 520
Petrol pg 522

R
Rouge toscane pg 524

T
Taupe uni pg 526

V
Vert botanique pg 528

Studio pg 548

A
Amande pg 556

B
Brun rétro pg 558

C
Carmin pg 560
Camargue mat pg 552
Charbon pg 562
Cobalt pg 564
Crème pg 566

M
Matcha pg 568
Miel pg 570
Moko pg 572

R
Résine pg 574
Rose d'Antan pg 576
Roussillon mat pg 554

V
Vert Bouteille pg 578
Vert Olive pg 580

20x20 - Non Rectified - R9 - Encaustic look

La Madeleine - 45 patterns - 5 uni colors

Abril
Ancelina
Antonette
Belda
Chère bleu
Chère noir
Cléa
Dori
Edith
Emile
Esmée
Evora
Fitou
Flavie blanc
Flavie bleu
Flavie gris
Flavie noir
Flora
Flow gris
Flow marron
Gaetine bleu
Gaetine classic
Gilles noir
Lyla ocean
Henri
Jenette
Juliette noir
Juliette marron
Lilou bleu
Lilou classic
Lilou bleu
Liv
Lyla noir
Malo
Odie
Papillon
Romée
Rosalie
Syrah bleu
Victor
Touquet coin
Touquet ligne
Zélie bleu
Zélie gris
Zélie noir
Antracite
Azure
Olive
Opaline
Perle

La Villette - 7 patterns

Adèle bleu
Benoît bleu
Benoît Jaune
Antracite
Gustave
Otto noir
Théo

15x15 - Rectified - R10 - Art déco look

Bel Histoire - 55 patterns - 7 uni colors

Achilles
Agathe
André
Basil
Charles
Edouard
Eloïse
Eugenie
Felix
Firmin
Germaine
Hélène
Hervé
Hubert
Ida
Irène
Irma
Jean
Jeanne
Josiane
Jules
Lisette
Lucien
Mabel
Manon
Mathilde
Maurice
Odette
Oscar
Paula
Ralf
Rosa

Brigitte
Coin A
Ligne
Coin B

Gilbert
Coin
Ligne
Gust

Françoise
Coin A
Ligne
Coin B

Romeo
Coin A
Ligne
Coin B

Serge
Coin A
Ligne
Coin B

Ocatvie
Coin B
Ligne A
Ligne B

Serge
Coin A
Coin A
Ligne

Jacques
Coin
Ligne

Uni Colors

Albatre
Avocat
Blue Paon
Grège
Marron
Ocre
Ombre

Coins & Lignes

Baptiste
Eliot
Hector
Lus
Béatrice
Fiona
Isabelle
Nelle

Cabochon

Benoît
Cléa
Josiane
Maurice
Oscar
Charles
Hubert
Liv
Octavie
Paula

15x15 - 60x60 - Rectified - R10 - 60s/70s look

Si-Bel - 6 patterns - 13 uni colors

Alouette | Camille | Capucine | Châtaigne | Dré | Lotus

Uni clair | Uni clair | Uni clair | Uni clair | Uni clair | Uni clair | Lys uni clair

Uni foncé | Uni foncé | Uni foncé | Uni foncé | Uni foncé | Uni foncé

Si-Bel - 4 patterns - 5 uni colors

Alouette | Camille | Châtaigne | Dré

Uni clair | Uni clair | Uni clair | Uni clair

Lys uni clair

6.2x25 - 10x10 - conically shaped edges - minimal joint installation - Zelige Style

Atelier - 11 colors glossy - 11 colors mat

Blanc de lin | Blue lumière | Bordeaux | Emeraude | Gris | Marine | Noir

Taupe | Turquoise | Vert d'eau | Vieux Rose

Atelier - 11 colors glossy - 11 colors mat

Blanc de lin | Blue lumière | Bordeaux | Emeraude | Gris | Marine | Noir

Taupe | Turquoise | Vert d'eau | Vieux Rose

Luxe - 3 colors

Copper | Gold | Iron

Provence - 11 colors mat

Antracite | Caramel | Chocolat | Coquille | Gris Beton | Gris Taupe | Parme

Petrol | Rouge Toscane | Uni Taupe | Vert Botanique

Studio - 15 Colors

Camargue mat | Roussillon mat | Amande | Bun Rétro | Carmin | Charbon | Cobalt

Crème | Matcha | Miel | Moka | Résine | Rose d'Antan | Vert bouteille

Vert Olive

80x80 - rectified - R10 - Breccia stone look

La Roche

Petit cailloux

La Roche Déco - 3 déco's

Firmin

Edouard



Lisette

60x60 - 100x100 - Rectified - R10 - Terrazzo

Re-Bel - 11 colors

Blanc

Caramel

Cognac

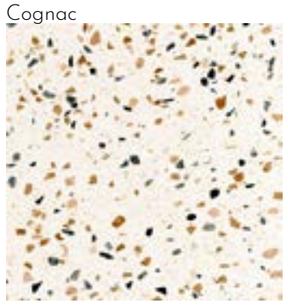

Cuivre

Gris

Mix



Or

Perle

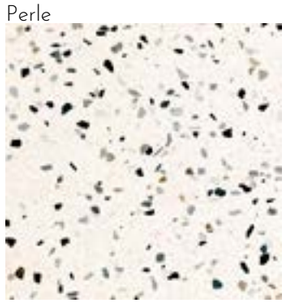

Petrol

Taupe

Vert



RE -DEL

DE GESCHIEDENIS VAN TERRAZZO :

Een tijdloos ambacht herleefd

Terrazzo, een duurzaam materiaal, vindt zijn oorsprong bij de Romeinen, die het voor het eerst ontwikkelden als een manier om marmerresten van grotere bouwprojecten te hergebruiken.
Deze vroege versie van terrazzo werd gemaakt door marmerstukjes in een mengsel van klei en cement te plaatsen, wat resulteerde in een duurzame en esthetisch aantrekkelijke vloerafwerking.
De naam "terrazzo" komt van het Italiaanse woord terrazza, wat "terras" betekent, omdat het oorspronkelijk werd gebruikt voor buitenruimtes zoals patio's en balkons.

Het materiaal werd aan het eind van de 19e eeuw enorm populair in Venetië, waar het een favoriet werd voor binnenvloeren, dankzij zijn kracht en schoonheid.

In de loop van de 20e eeuw verwierf terrazzo internationale bekendheid, vooral in commerciële en openbare gebouwen.
De veelzijdigheid en het vermogen om verschillende kleuren en patronen te combineren maakten het een populaire keuze voor architecten en ontwerpers.

Vandaag de dag eren wij bij REVOIR PARIS de schoonheid van dit historische materiaal door zijn elegantie te herleven met moderne keramische technieken. Met onze zorgvuldig samengestelde selectie van 11 kleuren, beschikbaar in 60x60 en 100x100 formaten, overbruggen wij de kloof tussen de klassieke charme van terrazzo en eigentijds design. Deze collectie, genaamd RE-BEL, vult onze bestaande ATELIER - PROVENCE EN STUDIO wandtegelcollecties prachtig aan, wat eindeloze mogelijkheden biedt voor cross-selling en ontwerp opties voor al uw projecten. Of u nu Art Deco-stijl of minimalistisch modernisme kiest, onze terrazzo-geïnspireerde tegels bieden de perfecte oplossing.

Geniet van de tijdloze schoonheid van terrazzo met onze RE-BEL-collectie – een ware fusie van traditie en innovatie.

THE HISTORY OF TERRAZZO :

A timeless craft revived

Terrazzo, an enduring material with ancient roots, traces its origins back to the Romans, who first developed it as a way to reuse marble remnants from larger construction projects.
This early version of terrazzo was created by embedding marble chips into a mixture of clay and cement, resulting in a durable and aesthetically pleasing floor finish.
The name "terrazzo" itself comes from the Italian word terrazza, meaning "terrace," as it was initially used for outdoor spaces like patios and balconies.

The material gained widespread popularity in Venice during the late 19th century, where it became a favored choice for indoor flooring, offering both strength and beauty.

Throughout the 20th century, terrazzo gained international fame, particularly in commercial and public buildings. Its versatility and the ability to incorporate various colors and patterns made it a popular option for architects and designers.

Today, we at REVOIR PARIS continue to honor the beauty of this historic material by reviving its elegance with modern ceramic techniques. With our carefully curated selection of 11 colors, available in 60x60 and 100x100 formats, we bridge the gap between the classic charm of terrazzo and contemporary design. This collection, named RE-BEL, beautifully complements our existing ATELIER PROVENCE AND STUDIO wall tile collections, ensuring endless possibilities for cross-selling, design possibilities for all your projects. Whether you're designing in Art Deco style or minimalistic modernism, our
terrazzo-inspired tiles offer the perfect solution.

Enjoy the timeless beauty of terrazzo with our RE-BEL collection – a true fusion of tradition and innovation.

QUICK PRODUCT INFO

RET | R 10 class B

60x60

4 pc	30 Box
1.44 m²	43.20 m²

9,5

100x100

2 pc	24 Box
2 m²	48 m²

10

Blanc

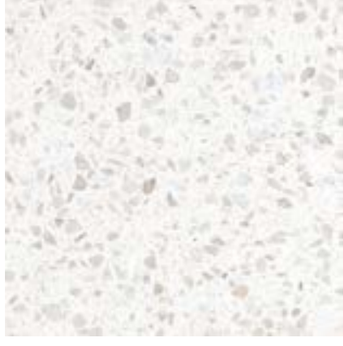

Caramel

Cognac

Cuivre

Gris

Mix



Or

Perle

Petrol

Taupe

Vert

RE-BEL Blanc

60x60

RET | R 10 class B | V1

4pc	1.44 m²	30 box	43.20 m²

100x100

RET | R 10 class B | V1

2pc	2 m²	24 box	48 m²

RE-BEL Caramel

60x60

RET | R 10 class B | V1

4pc	1.44 m²	30 box	43.20 m²

100x100

RET | R 10 class B | V1

2pc	2 m²	24 box	48 m²

RE-BEL Cognac

60x60



RET | R 10 class B | V1

4pc	1.44 m²	30 box	43.20 m²

100x100

RET | R 10 class B | V1

2pc	2 m²	24 box	48 m²

RE-BEL Cuivre

60x60

RET | R 10 class B | V1

4pc	1.44 m²	30 box	43.20 m²

100x100

RET | R 10 class B | V1

2pc	2 m²	24 box	48 m²

RE-BEL Gris

60x60

RET | R 10 class B | V 2

4pc	1.44 m²	30 box	43.20 m²

100x100

RET | R 10 class B | V 2

2pc	2 m²	24 box	48 m²

RE-BEL Mix

60x60



RET | R 10 class B | V1

4pc	1.44 m²	30 box	43.20 m²

100x100

RET | R 10 class B | V1

2pc	2 m²	24 box	48 m²

RE-BEL Or

60x60



RET | R 10 class B | V1

4pc	1.44 m²	30 box	43.20 m²

100x100



RET | R 10 class B | V1

2pc	2 m²	24 box	48 m²

RE-BEL Perle

60x60



RET | R 10 class B | V1

4pc	1.44 m²	30 box	43.20 m²

100x100

RET | R 10 class B | V1

2pc	2 m²	24 box	48 m²

RE-BEL Petrol

60x60

RET | R 10 class B | V 2

4pc	1.44 m²	30 box	43.20 m²

100x100

RET | R 10 class B | V 2

2pc	2 m²	24 box	48 m²

RE-BEL Taupe

60x60

RET | R 10 class B | V 2

4pc	1.44 m²	30 box	43.20 m²

100x100

RET | R 10 class B | V 2

2pc	2 m²	24 box	48 m²

RE-BEL Vert

60x60

RET | R 10 class B | V1

4pc	1.44 m²	30 box	43.20 m²

9,5

100x100

RET | R 10 class B | V1

10

2pc	2 m²	24 box	48 m²

REVOIR PARIS
ceramic tiles

RE-BEL

60x60 & 100x100 rect

Collection: RE-BEL
Color: 11 references
Top finish: Mat
Size: 60 x 60cm (23,62x26,62 in)& 100 x100 (39.37x39.37in)
Thickness: 9,5 mm
Material Type: Porcelain - single firing - dry pressed ceramic tile

TECHNICAL DATA

	Standard test	Value required by UNE-EN-14411	Avarage value
Dimensional features:	UNE-EN-ISO-10545-2		Conforms to the requisites
Water absorption:	UNE-EN-ISO-10545-3	E<0.5%	Eb 0.1%
Bending strenght	UNE-EN-ISO-10545-4		
Modulus of rupture		>35Nw/mm²	44 Nw/mm²
Breaking strenght		>1300Nw	1923 Nw
Resistance to surface abrasion	UNE-EN-ISO-10545-7		PEI IV
Linear thermal expansion	UNE-EN-ISO-10545-8	<9*10-6/°C	Declared value
Thermal shock restistance	UNE-EN-ISO-10545-9	Required	Stands the test
Cracking resistance	UNE-EN-ISO-10545-11	Required	Stands the test
Frost restistance	UNE-EN-ISO-10545-12	Required	Stands the test
Chemical restistance	UNE-EN-ISO-10545-13		
Domestic and swimming pool products			Class A
Acids and alkalis of low conentration			HA - LA
Resitance to stains	UNE-EN-ISO10545-14	Min class 4	5
Friction coeficient			
Pendulum	UNE-ENV-12633		PTV 45 wet - class 2
Ramp	DIN51130		Class B - R10
DCOF	ANSI A137.1	Declared value	0.67
Resistance to fire	Decision 96/603/CE		Not apply

CE MARKING

CE
QUALITY CERTIFICATE

CE Declaration of performance:
N° 001VV2019

Si-Bel

QUICK PRODUCT INFO

RET | R 10

15x15

	44 pc	70 Box
	0.99 m²	69.30 m²

8

|6 x pattern
|7 x uni clair
|6 x uni foncé

59,3x59,3

	4 pc	36 Box
	1.407 m²	50.65 m²

8,8

|4 x pattern
|5 x uni clair

Alouette
15 x 15

Alouette
uni clair
15 x 15

Alouette
uni foncé
15 x 15

Camille
15 x 15

Camille
uni clair
15 x 15

Camille
uni foncé
15 x 15

Capucine
15 x 15

Capucine
uni clair
15 x 15

Capucine
uni foncé
15 x 15

Châtaigne
15 x 15

Châtaigne
uni clair
15 x 15

Châtaigne
uni foncé
15 x 15

Dré
15 x 15

Dré
uni clair
15 x 15

Dré
uni foncé
15 x 15

Lotus
15 x 15

Lotus
uni clair
15 x 15

Lotus
uni foncé
15 x 15

Lys
uni clair
15 x 15

Alouette 59.3 x 59.3


Alouette uni clair 59.3 x 59.3

Camille 59.3x 59.3

Camille uni clair 59.3 x 59.3

Châtaigne 59.3 x 59.3

Châtaigne uni clair 59.3 x 59.3


Dré 59.3 x 59.3


Dré uni clair 59.3 x 59.3

Lys uni clair 59.3 x 59.3

Alouette

15x15

Lay pattern 1



Lay pattern 2

Lay pattern 3



Lay pattern 4

15 15 | 8 | RET | R 10

44 pc	0.99 m²	70 box	69.30 m²

Alouette 15x15

Uni clair

15 15 | 8 | RET | R 10

44 pc	0.99 m²	70 box	69.30 m²

Uni foncé

15 15 | 8 | RET | R 10

44 pc	0.99 m²	70 box	69.30 m²

Si-Bel

Camille

15x15

Lay pattern 1



Lay pattern 2

Lay pattern 3



Lay pattern 4

15 15 | 8 | RET | R 10

44 pc	0.99 m²	70 box	69.30 m²

Camille 15x15

Uni clair

15 15 | 8 | RET | R 10

44 pc	0.99 m²	70 box	69.30 m²

Uni foncé

15 15 | 8 | RET | R 10

44 pc	0.99 m²	70 box	69.30 m²

Capucine

15x15

Lay pattern 1



Lay pattern 2



Lay pattern 3



Lay pattern 4



15 15 | 8 | RET | R 10

44 pc	0.99 m²	70 box	69.30 m²

Capucine 15x15

Uni clair

15 15 | 8 | RET | R 10

44 pc	0.99 m²	70 box	69.30 m²

Uni foncé

15 15 | 8 | RET | R 10

44 pc	0.99 m²	70 box	69.30 m²

Châtaigne
15x15

Lay pattern 1



Lay pattern 2



Lay pattern 3



Lay pattern 4



15 15 | 8 | RET | R 10

44 pc	0.99 m²	70 box	69.30 m²

Chataigne 15x15

Uni clair

15 15 | 8 | RET | R 10

44 pc	0.99 m²	70 box	69.30 m²

Uni foncé

15 15 | 8 | RET | R 10

44 pc	0.99 m²	70 box	69.30 m²

Dré
15x15

Lay pattern 1



Lay pattern 2

Lay pattern 3

Lay pattern 4



15 15 | 8 | RET | R 10

44 pc	0.99 m²	70 box	69.30 m²

Dré 15x15

Uni clair

15 15 | 8 | RET | R 10

44 pc	0.99 m²	70 box	69.30 m²

Uni foncé

15 15 | 8 | RET | R 10

44 pc	0.99 m²	70 box	69.30 m²

Lotus
15x15

Lay pattern 1



Lay pattern 2

Lay pattern 3

Lay pattern 4

15 15 | 8 | RET | R 10

44 pc	0.99 m²	70 box	69.30 m²

Lotus 15x15

Uni clair

15 15 | 8 | RET | R 10

44 pc	0.99 m²	70 box	69.30 m²

Uni foncé

15 15 | 8 | RET | R 10

44 pc	0.99 m²	70 box	69.30 m²

Alouette

59.3x59.3



Alouette

uni clair 59.3x59.3

59.3 59.3 | 8.8 | RET | R 10

4 pc	1.407 m²	36 box	50.65 m²

Camille
59.3x59.3



Camille
uni clair 59.3x59.3

59.3 59.3 | 8.8 | RET | R 10

4 pc	1.407 m²	36 box	50.65 m²

Châtaigne
59.3x59.3

Châtaigne
uni clair 59.3x59.3

59.3 59.3 | 8.8 | RET | R 10

4 pc	1.407 m²	36 box	50.65 m²

Dré
59.3x59.3

Dré
uni clair 59.3x59.3

59.3 59.3 | 8.8 | RET | R 10

4 pc	1.407 m²	36 box	50.65 m²

Lys 15x15

Uni clair

59.3 59.3 | 8.8 | RET | R 10

44 pc	0.99 m²	70 box	69.30 m²

Lys 59.3x59.3

Uni clair

59.3 59.3 | 8.8 | RET | R 10

4 pc	1.407 m²	36 box	50.65 m²

Si-Bel

Lay patterns

| 16 tiles - Lay pattern 1



Lay reference



| 16 tiles - Lay pattern 2



Lay patterns

| 16 tiles - Lay pattern 3



Lay reference



| 16 tiles - Lay pattern 4



Technical data

Collection		Si-Bel
Top finish		Mat
Size		15X15 & 60X60
Product type		Dry pressed ceramic, single fired, procelain tiles
Thickness		8 mm & 8,8mm
Intended use		For interior walls & floors
Slip resistance	DIN-51130	R10

Dimensional features	UNE-EN-ISO-10545-2	Conforms to the requisites
Water absorption	UNE-EN-ISO-10545-3	E>0.5%
Bending strenght	UNE-EN-ISO-10545-4	
Modulus of rupture		>35Nw/mm²
Breaking strenght		>1300Nw
Resistance to surface abrasion	UNE-EN-ISO-10545-7	Class 4
Linear thermal expansion	UNE-EN-ISO-10545-8	<9*10-6/°C
Thermal shock restistance	UNE-EN-ISO-10545-9	Stands the test
Cracking resistance	UNE-EN-ISO-10545-11	Stands the test
Frost resistance	UNE-EN-ISO-10545-12	Stands the test
Chemical restistance	UNE-EN-ISO-10545-13	
Domestic and swimming pool product		Class A
Acids and alkalis of low concentration		Min class LB
Resitance to stains	UNE-EN-ISO-10545-14	Min class 4
Resitance to fire		Decision 96/603/CE

CE

REVOIR PARIS



Bel Histoire

QUICK PRODUCT INFO

15 15 | 8 | RET | R 10

44 pc	0.99 m²	70 box	69.30 m²

| 46 Patterns

Achilles
150 x 150 x 8 mm

Agathe
150 x 150 x 8 mm

André
150 x 150 x 8 mm

Basil
150 x 150 x 8 mm

Brigitte
Coin A
150 x 150 x 8 mm

Brigitte
Coin B
150 x 150 x 8 mm

Charles
150 x 150x 8 mm

Edouard
150 x 150 x 8 mm

Eloïse
150 x 150 x 8 mm


Eugenie
150 x 150 x 8 mm

Felix
150 x 150 x 8 mm

Firmin
150 x 150 x 8 mm

Françoise
Coin A
150 x 150 x 8 mm

Françoise
Coin B
150 x 150 x 8 mm

Germaine
150 x 150 x 8 mm

Gilbert
150 x 150 x 8 mm

Gust
150 x 150 x 8 mm

Hélène
150 x 150 x 8 mm

Hervé
150 x 150 x 8 mm

Hubert
150 x 150 x 8 mm

Ida
150 x 150 x 8 mm

Irène
150 x 150 x 8 mm

Irma
150 x 150 x 8 mm

Jacques
150 x 150 x 8 mm



Jean
150 x 150 x 8 mm

Jeanne
150 x 150 x 8 mm

Josiane
150 x 150 x 8 mm

Jules
150 x w150 x 8 mm

Lili
Coin A
150 x 150 x 8 mm

Lisette
150 x 150 x 8 mm

Lucien
150 x 150 x 8 mm

Mabel
150 x 150 x 8 mm



Manon
150 x 150 x 8 mm



Mathilde
150 x 150 x 8 mm

Maurice
150 x 150 x 8 mm

Octavie
Coin A
150 x 150 x 8 mm

Octavie
Coin B
150 x 150x 8 mm

Odette
150 x 150 x 8 mm

Oscar
150 x 150 x 8 mm

Paula
150 x 150 x 8 mm

Ralf
150 x 150 x 8 mm

Roméo
Coin A
150 x 150 x 8 mm

Roméo
Coin B
150 x 150 x 8 mm

Rosa
150 x 150 x 8 mm

Serge
Coin A
150 x 150 x 8 mm

Serge
Coin B
150 x 150 x 8 mm

Basil
150 x 150 x 8 mm

Achilles

Lay pattern 2

Lay pattern 2

15 15 | 8 | RET | R 10

44 pc	0.99 m²	70 box	69.30 m²

Agathe

15 15 | 8 | RET | R 10

44 pc	0.99 m²	70 box	69.30 m²

Bel Histoire

André

15 15 | 8 | RET | R 10

44 pc	0.99 m²	70 box	69.30 m²

Basil



15 15 | 8 | RET | R 10

44 pc	0.99 m²	70 box	69.30 m²

Brigitte coin A

Lay pattern 1

Lay pattern 2

15 15 | 8 | RET | R 10

44 pc	0.99 m²	70 box	69.30 m²

Brigitte coin B

Lay pattern 2

Lay pattern 2

15 15 | 8 | RET | R 10

44 pc	0.99 m²	70 box	69.30 m²

Charles

15 15 | 8 | RET | R 10

44 pc	0.99 m²	70 box	69.30 m²

Edouard

15 15 | 8 | RET | R 10

44 pc	0.99 m²	70 box	69.30 m²

Eloise

15 15 | 8 | RET | R 10

44 pc	0.99 m²	70 box	69.30 m²

Bel Histoire

Eugenie

Provence
Chocolat 6.2x25

15 15 | 8 | RET | R 10

44 pc	0.99 m²	70 box	69.30 m²

Felix

Lay pattern 1

Lay pattern 2

15 15 | 8 | RET | R 10

44 pc	0.99 m²	70 box	69.30 m²

Firmin

La Roche
Gros Cailloux - Firmin

15 15 | 8 | RET | R 10

44 pc	0.99 m²	70 box	69.30 m²

Françoise coin A

Lay pattern 1

Lay pattern 2

15 15 | 8 | RET | R 10

44 pc	0.99 m²	70 box	69.30 m²

Françoise coin B

Lay pattern 1

Lay pattern 2

15 15 | 8 | RET | R 10

44 pc	0.99 m²	70 box	69.30 m²

Germaine

15 15 | 8 | RET | R 10

44 pc	0.99 m²	70 box	69.30 m²

Gilbert coin A

Lay pattern 1



Lay pattern 2



15 15 | 8 | RET | R 10

44 pc	0.99 m²	70 box	69.30 m²

Gust

Lay pattern 1

Lay pattern 2

15 15 | 8 | RET | R 10

44 pc	0.99 m²	70 box	69.30 m²

Hélène

15 15 | 8 | RET | R 10

44 pc	0.99 m²	70 box	69.30 m²

Hervé

Lay pattern 1

Lay pattern 2





15 15 | 8 | RET | R 10

44 pc	0.99 m²	70 box	69.30 m²

Hubert



15 15 | 8 | RET | R 10

44 pc	0.99 m²	70 box	69.30 m²

Ida

Atelier:
Bleu Lumière mat

15 15 | 8 | RET | R 10

44 pc	0.99 m²	70 box	69.30 m²

Irène



Lay pattern 1

Lay pattern 2

15 15 | 8 | RET | R 10

44 pc	0.99 m²	70 box	69.30 m²

Irma

15 15 | 8 | RET | R 10

44 pc	0.99 m²	70 box	69.30 m²

Jacques coin A

Lay pattern 1



Lay pattern 2



15 15 | 8 | RET | R 10

44 pc	0.99 m²	70 box	69.30 m²

Jean

15 15 | 8 | RET | R 10

44 pc	0.99 m²	70 box	69.30 m²

Jeanne

15 × 15 | 8 | RET | R 10

44 pc	0.99 m²	70 box	69.30 m²

Creation: Studio Angèle D & Rouge Ardoise

Josiane

15 15 | 8 | RET | R 10

44 pc	0.99 m²	70 box	69.30 m²

Jules

Atelier:
Taupe 6.2 x25 Glossy

15 15 | 8 | RET | R 10

44 pc	0.99 m²	70 box	69.30 m²

Lay pattern 1

Lay pattern 2

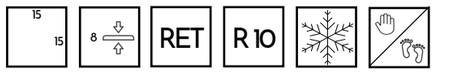

44 pc	0.99 m²	70 box	69.30 m²

Lili coin A

Lisette

44 pc	0.99 m²	70 box	69.30 m²

Lucien

15 15 | 8 | RET | R 10

44 pc	0.99 m²	70 box	69.30 m²

Mabel

15 15 | 8 | RET | R 10

44 pc	0.99 m²	70 box	69.30 m²

Manon



15 × 15 | 8 | RET | R 10

44 pc	0.99 m²	70 box	69.30 m²

Lay pattern 1

Lay pattern 2

44 pc	0.99 m²	70 box	69.30 m²

Mathilde

Maurice

15 15 | 8 | RET | R 10

44 pc	0.99 m²	70 box	69.30 m²

Octavie coin A



15 15 | 8 | RET | R 10

44 pc	0.99 m²	70 box	69.30 m²

Octavie coin B

Lay pattern 1

Lay pattern 2

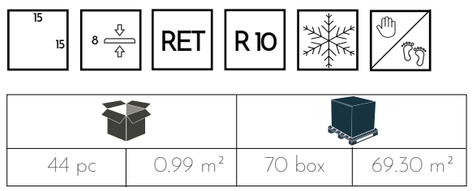

44 pc	0.99 m²	70 box	69.30 m²

Odette

Lay pattern 2

Lay pattern 1

Lay pattern 3

44 pc	0.99 m²	70 box	69.30 m²

Oscar



15 15 | 8 | RET | R 10

44 pc	0.99 m²	70 box	69.30 m²

Paula

15 15 | 8 | RET | R 10

44 pc	0.99 m²	70 box	69.30 m²

Ralf

Lay pattern 1

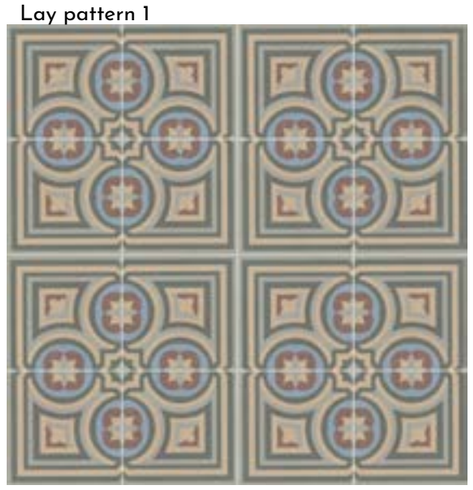

Lay pattern 2



15 15 | 8 | RET | R 10

44 pc	0.99 m²	70 box	69.30 m²

Lay pattern 1

Lay pattern 2

15 15 | 8 | RET | R 10

44 pc	0.99 m²	70 box	69.30 m²

Roméo coin A

Roméo coin B

Lay pattern 1

Lay pattern 2

44 pc	0.99 m²	70 box	69.30 m²

Rosa

15 15 | 8 | RET | R 10

44 pc	0.99 m²	70 box	69.30 m²

Lay pattern 2

Lay pattern 1

Lay pattern 3

15 15 | 8 | RET | R 10

44 pc	0.99 m²	70 box	69.30 m²

Serge coin A

Lay pattern 1

Lay pattern 2

15 15 | 8 | RET | R 10

44 pc	0.99 m²	70 box	69.30 m²

Serge coin B



15 15 | 8 | RET | R 10

Different packaging!

55 pc	1.23 m²	50 box	61.50 m²

Patchwork Bel Histoire



QUICK PRODUCT INFO

15 15 | 8 | RET | R 10

SET Coin A or B				
4 pc	44 pc	0.99 m²	70 box	69.30 m²

| 14 Coins
| 9 Lignes

Brigitte coin **A** | Brigitte Ligne | Brigitte coin **B**

AVOCAT GREGE ALBATRE OMBRE

Françoise coin **A** | Françoise Ligne | Françoise coin **B**

AVOCAT OCRE ALBATRE MARRON

Gilbert coin **A** | Gilbert Ligne | Gust

AVOCAT PAON ALBATRE MARRON

Roméo coin **A** | Roméo Ligne | Roméo coin **B**



OCRE AVOCAT PAON ALBATRE MARRON

Serge coin **A** | Serge Ligne | Serge coin **B**

AVOCAT PAON ALBATRE MARRON

Octavie coin **B** | Octavie Ligne **A** | Octavie Ligne **B** | Octavie coin **A**



OMBRE OCRE ALBATRE MARRON

Lili coin **A** | Lili Ligne

AVOCAT ALBATRE MARRON

Jacques coin **A** | Jacques Ligne

AVOCAT PAON ALBATRE OMBRE

CHECK OUR VIDEO TUTORIALS online

Brigitte coin **A**

Brigitte Ligne

Brigitte coin **B**

BRIGITTE

16 tiles patterns:

Coin A	Ligne	Ligne	Coin A
Ligne	Coin A	Coin A	Ligne
Ligne	Coin A	Coin A	Ligne
Coin A	Ligne	Ligne	Coin A

Coin A	Ligne	Ligne	Coin A
Ligne	Coin B	Coin B	Ligne
Ligne	Coin B	Coin B	Ligne
Coin A	Ligne	Ligne	Coin A

Border pattern **A**

Border pattern **B**

|Entre - Porte: Simple

Brigitte coin **A** & Brigitte Ligne

Brigitte coin **B** & Brigitte Ligne

|Entre - Porte: Large

VIDEO TUTORIALS

REVOIR PARIS

Brigitte coin **A** & Brigitte Ligne & Uni Albatre

Brigitte coin **B** & Brigitte Ligne & Uni Avocat

|Matching pattern

Agathe

Hubert

Irene

Lili coin

Odette

Jeanne

|Coin & ligne

Béatrice

Lus

|Uni colors

AVOCAT

GREGE

ALBATRE

OMBRE

Françoise coin **A**

Françoise ligne

Françoise coin **B**

FRANCOISE

16 tiles patterns:

Coin A	Ligne	Ligne	Coin A
Ligne	Coin A	Coin A	Ligne
Ligne	Coin A	Coin A	Ligne
Coin A	Ligne	Ligne	Coin A

Coin A	Ligne	Ligne	Coin A
Ligne	Coin B	Coin B	Ligne
Ligne	Coin B	Coin B	Ligne
Coin A	Ligne	Ligne	Coin A

Border pattern **A**

Border pattern **B**

|Entre - Porte: Simple

Françoise coin **A** & Françoise Ligne

Françoise coin **B** & Françoise Ligne

|Entre - Porte: Large

VIDEO TUTORIALS

REVOIR PARIS

Françoise coin **A** & Françoise Ligne & Uni Marron

Françoise coin **B** & Françoise Ligne & Uni marron

|Matching pattern

Achilles

Eugenie

Felix

Jules

Mathilde

Josiane

|Coin & ligne

Lus

Baptiste

|Uni colors

AVOCAT

OCRE

ALBATRE

MARRON

Gilbert coin **A**

Gilbert ligne

Gust

GILBERT

16 tiles patterns:

Coin A	Ligne	Ligne	Coin A
Ligne	Coin A	Coin A	Ligne
Ligne	Coin A	Coin A	Ligne
Coin A	Ligne	Ligne	Coin A

Coin A	Ligne	Ligne	Coin A
Ligne	Gust	Gust	Ligne
Ligne	Gust	Gust	Ligne
Coin A	Ligne	Ligne	Coin A

Border pattern **A**



Border pattern **B**

|Entre - Porte: Simple

Gilbert coin **A** & Gilbert Ligne

Gust & Gilbert Ligne

|Entre - Porte: Large

VIDEO TUTORIALS

REVOIR PARIS

Gilbert coin **A** & Gilbert Ligne & Uni Marron

Gust & Gilbert Ligne & Uni Marron



|Matching pattern

Achilles, Eugenie, Felix, Mathilde

Gust, Josiane, Jules, Ralf

|Coin & ligne

béatrice

Lus

Baptiste

|Uni colors

Jacques coin **A**

Jacques Ligne

JACQUES

16 tiles patterns:

Coin A	Ligne	Ligne	Coin A
Ligne	Coin A	Coin A	Ligne
Ligne	Coin A	Coin A	Ligne
Coin A	Ligne	Ligne	Coin A

Border pattern **A**



|Entre - Porte: Simple

Jacques coin **A** &

Jacques Ligne

|Entre - Porte: Large

VIDEO TUTORIALS

REVOIR PARIS

Jacques coin **A** &

Jacques Ligne &

Uni Ombre

|Matching pattern

Germaine

Hervé

Hélène

Lisette

Maurice

Oscar

|Coin & ligne

Isabelle



Nelle

|Uni colors

AVOCAT

PAON

ALBATRE

OMBRE

Lili Coin **A**

Lili ligne

16 tiles patterns:

Coin A	Ligne	Ligne	Coin A
Ligne	Coin A	Coin A	Ligne
Ligne	Coin A	Coin A	Ligne
Coin A	Ligne	Ligne	Coin A

Coin A	Ligne	Ligne	Coin A
Ligne	Coin A	Coin A	Ligne
Ligne	Coin A	Coin A	Ligne
Coin A	Ligne	Ligne	Coin A

LILI

AVOCAT

ALBATRE

MARRON

Border pattern **A**

Border pattern **reversed**

|Entre - Porte: Simple

Lili coin **A** & Lili Ligne

|Entre - Porte: Large

VIDEO TUTORIALS

REVOIR PARIS

Lili coin **A** & Lili Ligne & Uni Albatre

Lili coin **A** & Lili Ligne & Uni Avocat

|Matching pattern

Agathe

Brigitte coin **B**

Brigitte coin **A**

Hubert

Irène

Jeanne

|Coin & ligne

Brigitte coin **B**

Brigitte coin **B**

|Uni colors

AVOCAT

ALBATRE

MARRON

Octavie coin **B**

Octavie ligne **A**

Octavie ligne **B**

Octavie coin **A**

OCTAVIE

16 tiles patterns:

Coin B	Ligne A	Ligne B	Coin B
Ligne B	Coin B	Coin B	Ligne A
Ligne A	Coin B	Coin B	Ligne B
Coin B	Ligne B	LigneA	Coin B

Coin B	Ligne A	Ligne B	Coin B
Ligne B	Octavie	Octavie	Ligne A
Ligne A	Octavie	Octavie	Ligne B
Coin B	Ligne B	LigneA	Coin B

Border pattern **A**

Border pattern **B**

Bel Histoire

|Entre - Porte: Simple

Octavie coin **A** & Octavie Ligne **A** & Octavie Ligne **B**



Octavie coin **B** & Octavie Ligne **A** & Octavie Ligne **B**

|Entre - Porte: Large

VIDEO TUTORIALS

REVOIR PARIS

Octavie coin **A** & Octavie Ligne **A** & Octavie Ligne **B** & Uni Albatre

Octavie coin **B** & Octavie Ligne **A** & Octavie Ligne **B** & Uni Ombre

OMBRE

OCRE

ALBATRE

MARRON

Romeo coin **A**

Romeo ligne

Romeo coin **B**



ROMEO

16 tiles patterns:

Coin A	Ligne	Ligne	Coin A
Ligne	Coin A	Coin A	Ligne
Ligne	Coin A	Coin A	Ligne
Coin A	Ligne	Ligne	Coin A

Coin A	Ligne	Ligne	Coin A
Ligne	Coin B	Coin B	Ligne
Ligne	Coin B	Coin B	Ligne
Coin A	Ligne	Ligne	Coin A

Border pattern **A**

Border pattern **B**

|Entre - Porte: Simple

Romeo coin **A** & Romeo Ligne

Romeo coin **B** & Romeo Ligne

|Entre - Porte: Large

VIDEO TUTORIALS

REVOIR PARIS

Romeo coin **A** & Romeo Ligne & Uni Avocat

Romeo coin **B** & Romeo Ligne & Uni Marron

|Matching pattern

Roméo Coin **A**

Roméo coin **B**

Paula

Eugenie

|Coin & ligne

Béatrice

Fiona

|Uni colors

OCRE

AVOCAT

PAON

ALBATRE

MARRON

Serge coin **A**

Serge ligne

Serge coin **B**

SERGE

AVOCAT
PAON
ALBATRE
MARRON

16 tiles patterns:

Coin A	Ligne	Ligne	Coin A
Ligne	Coin A	Coin A	Ligne
Ligne	Coin A	Coin A	Ligne
Coin A	Ligne	Ligne	Coin A

Coin A	Ligne	Ligne	Coin A
Ligne	Coin B	Coin B	Ligne
Ligne	Coin B	Coin B	Ligne
Coin A	Ligne	Ligne	Coin A

Border pattern **A**

Border pattern **B**

|Entre - Porte: Simple

Serge coin **A** & Serge Ligne

Serge coin **B** & Serge Ligne

|Entre - Porte: Large

VIDEO TUTORIALS

REVOIR PARIS

Serge coin **A** & Serge Ligne & Uni Albatre

Serge coin **B** & Serge Ligne & Uni Marron

AVOCAT
PAON
ALBATRE
MARRON

|Matching pattern

Serge coin **A**

Serge coin **B**

Charles

Hubert

Eloise

Ida

Jean

Mathilde

Paula

Rosa

|Coin & ligne

Béatrice

Lus

Hector

Fiona

Baptiste

QUICK PRODUCT INFO

7.5x7.5

7.5x15

8 RET R 10

Lignes	Coins	Cabochon
7 pc	4 pc	4 pc

| 8 coins
| 8 lignes
| 10 cabochons

LIGNE 7.5x15 & COIN 7.5x7.5

Baptiste ligne

Coin

Beatrice ligne

Coin

Eliot ligne

Coin

Fiona ligne

Coin

Hector ligne

Coin

Isabelle ligne

Coin

Lus ligne

Coin

Nelle ligne

Coin

CABOCHON 7.5x7.5

Cabo Oscar

Cab Maurice

Cabo Josiane

Cabo Clea

Cabo Benoit

Cabo Paula

Cabo Octavie

Cabo Liv

Cabo Hubert

Cabo Charles

COIN 7.5x7.5 & LIGNE 7.5x15

For more alternatives, check our website !

AVOCAT
GREGE
ALBATRE
MARRON





Beatrice

Coin & Ligne

7.5x7.5 7.5x15

COIN 7.5x7.5 & LIGNE 7.5x15

For more alternatives, check our website !

AVOCAT

ALBATRE MARRON





COIN 7.5x7.5 & LIGNE 7.5x15

For more alternatives, check our website !

AVOCAT

ALBATRE

GREGE

Bel Histoire

Eliot coin

Eliot ligne

Edouard

Eliot coin

Eliot ligne

Uni Grège





Eliot coin

Eliot ligne

Uni Grège

Eliot coin

Eliot ligne

Uni Avocat

COIN 7.5x7.5 & LIGNE 7.5x15

For more alternatives, check our website !

AVOCAT
PAON
ALBATRE
MARRON

Bel Histoire

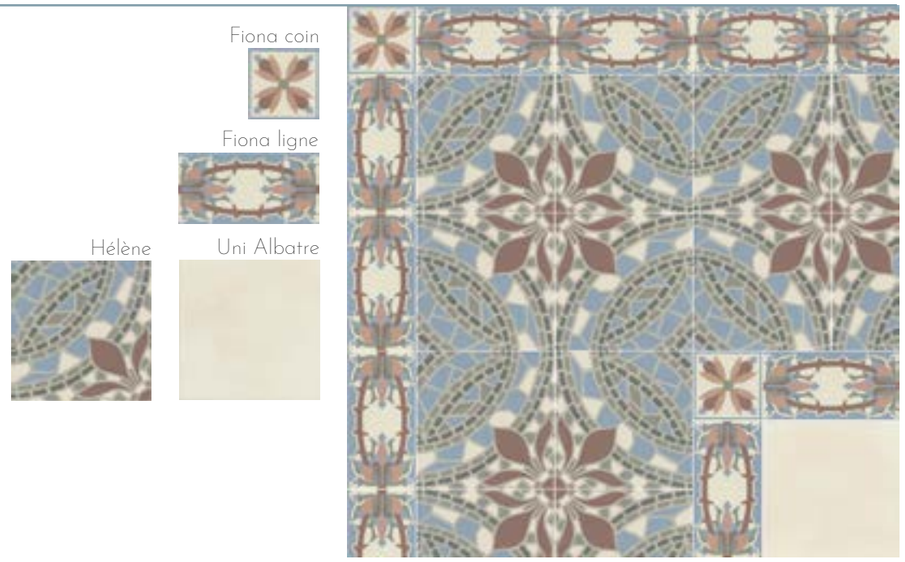





COIN 7.5x7.5 & LIGNE 7.5x15

For more alternatives, check our website !

AVOCAT

ALBATRE

MARRON





COIN 7.5x7.5 & LIGNE 7.5x15

For more alternatives, check our website !

GREGE

ALBATRE

PAON



Lus

Coin & Ligne
7.5x7.5 7.5x15

COIN 7.5x7.5 & LIGNE 7.5x15

For more alternatives, check our website !

MARRON

ALBATRE

AVOCAT

Bel Histoire

Uni Albatre

Lus coin

Lus ligne

Brigitte Coin A

Brigitte Coin B

Brigitte Ligne

Lus coin

Lus ligne

Lili Coin A

Lili Ligne

Uni Avocat



Lus coin

Lus ligne

Uni Avocat

Lus coin

Lus ligne

Uni Avocat

Brigitte Coin B

Brigitte Ligne



Agathe 15x15
Lili Ligne 15x15
Lus Ligne 7.5x15

COIN 7.5x7.5 & LIGNE 7.5x15

For more alternatives, check our website !

PAON
OMBRE
ALBATRE
GREGE

Nelle coin

Nelle ligne

Uni Albatre

Lisette



Nelle coin

Nelle ligne

Uni Grège



Nelle coin

Nelle ligne

Uni Avocat

Nelle coin

Nelle ligne

Uni Albatre

Germaine

Lisette 15x15
Jacques Coin
Jacques Ligne
Uni Ombre 7.5x7.5
Uni Ombre 7.5x15



Uni Avocat 15x15
Cabo Hubert 7.5x7.5

CABOCHON 7.5x7.5

Cabo Oscar

Cabo Maurice

Cabo Josiane



Cabo Clea

Cabo Benoit

Cabo Paula

Cabo Octavie

Cabo Liv

Cabo Hubert

Cabo Charles

Albatre 15x15 & Fiona

Grège 15x15 & Cabo Cléa

Antracite 15x15 & Cabo Liv

Marron 15x15 - Bleu Paon 7.5x15 & Cabo Paula

Creativity is just connecting things..

Bel Histoire : Oscar

Bel Histoire : Charles

Cabo Charles

Bel Histoire : Hubert

Cabo Hubert

Bel Histoire : Paula

Cabo Paula

LV Benoit jaune 20x20

Cabo Benoit

LM Cléa 20x20

Cabo Cléa

LM Liv 20x20

Cabo Liv

Bel Histoire : Maurice 15x15



Bel Histoire : Josiane 15x15

Cabo Josiane

Bel Histoire : Octavie 15x15

Cabo Octavie

Bel Histoire

Bel Histoire

QUICK PRODUCT INFO

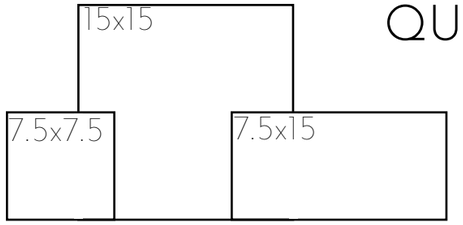

| 7 uni colors

8 RET R 10

ALBATRE

150 x 150 x 8 mm

0.99m²/box
44 Pc/box

0.99m²/box
88 Pc/box

4 Pc/box

AVOCAT

150 x 150 x 8 mm

0.99m²/box
44 Pc/box

0.99m²/box
88 Pc/box

4 Pc/box



BLEU PAON

150 x 150 x 8 mm

0.99m²/box
44 Pc/box

0.99m²/box
88 Pc/box

4 Pc/box



GREGE

150 x 150 x 8 mm



0.99m²/box
44 Pc/box

0.99m²/box
88 Pc/box

4 Pc/box

MARRON

150 x 150 x 8 mm

0.99m²/box
44 Pc/box

0.99m²/box
88 Pc/box

4 Pc/box

OCRE

150 x 150 x 8 mm



0.99m²/box
44 Pc/box

0.99m²/box
88 Pc/box

4 Pc/box



OMBRE

150 x 150 x 8 mm



0.99m²/box
44 Pc/box

0.99m²/box
88 Pc/box

4 Pc/box

Albatre

7.5x7.5

15x15

7.5x15

15 15 | 15 75 | 75 75 | 8 | RET | R 10

Odette 15x15

Avocat

7.5x7.5

7.5x15

15x15



15 15 | 15 75 | 75 75 | 8 | RET | R 10

Lili coin A 15x15
Uni Albatre 15x15

Bel Histoire

Bleu Paon

7.5x7.5

15x15

7.5x15



15 15 | 15 75 | 75 75 | 8 | RET | R 10

Grège

7.5x7.5

15x15

7.5x15

15 15 | 15 75 | 75 75 | 8 | RET | R 10

Marron

7.5x7.5

15x15

7.5x15



15 15 | 15 75 | 75 75 | 8 | RET | R 10

Ocre

7.5x7.5

7.5x15

15x15



Roméo Ligne & coin 15x15

Ombre

7.5x7.5

7.5x15



15x15



15 15 | 15 75 | 75 75 | 8 | RET | R 10

Bel Histoire

TECHNICAL sheet & packaging

BEL HISTOIRE	m² per box	pc per box	Kg per box	m² per pallet	box per pallet	Kg per pallet
15x15						
*Pattern *Coin *Ligne *Uni color	0.99	44	18.82	69.3	70	1247.4
*Coin	1 SET	4	1.71	-	-	-
7.5x15						
*Uni color	0.99	88	18.82	69.3	70	1247.4
*Ligne *Uni color	1 SET	7	1.33	-	-	-
7.5x7.5						
*Uni color *Coin *cabochon	1 SET	4	0.41	-	-	-

Collection	Bel Histoire
Top finish	Mat
Size	15X15
Product type	Dry pressed ceramic, single fired, procelain tiles
Thickness	8 mm
Slip resistance	R10
Intended use	For interior walls & floors

Dimensional features	UNE-EN-ISO-10545-2	Conforms to the requisites
Water absorption	UNE-EN-ISO-10545-3	E>0.5%
Bending strenght Modulus of rupture Breaking strenght	UNE-EN-ISO-10545-4	 >35Nw/mm² >1300Nw
Resistance to surface abrasion	UNE-EN-ISO-10545-7	3
Linear thermal expansion	UNE-EN-ISO-10545-8	<9*10-6/°C
Thermal shock restistance	UNE-EN-ISO-10545-9	Stands the test
Cracking resistance	UNE-EN-ISO-10545-11	Stands the test
Frost resistance	UNE-EN-ISO-10545-12	Stands the test
Chemical restistance Domestic and swimming pool product Acids and alkalis of low concentration	UNE-EN-ISO-10545-13	 Class A Min class LB
Resitance to stains	UNE-EN-ISO-10545-14	Min class 4
Resitance to fire		Decision 96/603/CE

CE

REVOIR PARIS

La Madeleine

QUICK PRODUCT INFO

| 44 Patterns
| 1 Ligne & coin
| 5 uni

25 pc	40 Box
1 m²	40 m²
18 kg	745 kg

Not rectified | PEI 4 | 20 20 | R9 | 8

ABRIL
200 x 200 x 8 mm



ANCELINA
200 x 200 x 8 mm



CHERE
BLEU
200 x 200 x 8 mm



DORI
200 x 200 x 8 mm



ESMEE
200 x 200 x 8 mm

ANTONET
200 x 200 x 8 mm

CHERE
NOIR
200 x 200 x 8 mm

EDITH
200 x 200 x 8 mm

EVORA
200 x 200 x 8 mm

BELDA
200 x 200 x 8 mm

CLEA
200 x 200 x 8 mm

EMILE
200 x 200 x 8 mm

FITOU
200 x 200 x 8 mm

FLAVIE
BLEU
200 x 200 x 8 mm

FLAVIE
NOIR
200 x 200 x 8 mm

FLAVIE
MARRON
200 x 200 x 8 mm

GILLES
NOIR
200 x 200 x 8 mm



JENETTE
200 x 200 x 8 mm

FLAVIE
BLANC
200 x 200 x 8 mm

FLORA
200 x 200 x 8 mm



GAETINE
BLEU
200 x 200 x 8 mm

GILLES
OCEAN
200 x 200 x 8 mm

JULIETTE
GRIS
200 x 200 x 8 mm

FLAVIE
GRIS
200 x 200 x 8 mm

FLOW
GRIS
200 x 200 x 8 mm

GAETINE
CLASSIC
200 x 200 x 8 mm

HENRI
200 x 200 x 8 mm

JULIETTE
MARRON
200 x 200 x 8 mm

LILOU
BLEU
200 x 200 x 8 mm

LILOU
CLASSIC
200 x 200 x 8 mm

LILOU
OCEAN
200 x 200 x 8 mm

LIV
200 x 200 x 8 mm

LYLA
NOIR
200 x 200 x 8 mm

MALO
200 x 200 x 8 mm

ODIE
200 x 200 x 8 mm

PAPILLON
200 x 200 x 8 mm

ROMEE
200 x 200 x 8 mm

ROSALIE
200 x 200 x 8 mm

SYRAH
BLEU
200 x 200 x 8 mm

VICTOR
200 x 200 x 8 mm

ZELIE
BLEU
200 x 200 x 8 mm

ZELIE
GRIS
200 x 200 x 8 mm

ZELIE
NOIR
200 x 200 x 8 mm

TOUQUET
COIN
200 x 200 x 8 mm

TOUQUET
LIGNE
200 x 200 x 8 mm

| 1 Ligne & Coin

20 20 | Not rectified | R9 | 8

ANTRACITE
200 x 200 x 8 mm

AZURE
200 x 200 x 8 mm

| 5 Uni colors

20 20 | Not rectified | R9 | 8

OLIVE
200 x 200 x 8 mm

OPALINE
200 x 200 x 8 mm

PERLE
200 x 200 x 8 mm

Abril

20 20 | 8 | Not rectified | R9

25 pc	1 m²	40 box	40 m²

Ancelina

20 20 | 8 | Not rectified | R9

25 pc	1 m²	40 box	40 m²

Antonet



20 × 20 | 8 | Not rectified | R9

25 pc	1 m²	40 box	40 m²

Belda

20 20 | 8 | Not rectified | R9

25 pc	1 m²	40 box	40 m²

La Madeleine

Chère bleu

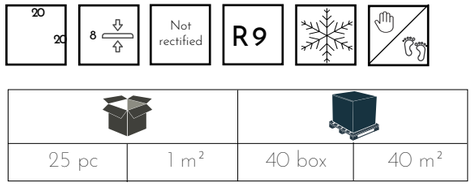

25 pc	1 m²	40 box	40 m²

Chère noir

20
20
8
Not rectified
R9

25 pc	1 m²	40 box	40 m²

20 20 | 8 | Not rectified | R9

25 pc	1 m²	40 box	40 m²

Cléa

La Madeleine

Dori



20 20 | 8 | Not rectified | R9

25 pc	1 m²	40 box	40 m²

20
20
8
Not rectified
R9

25 pc	1 m²	40 box	40 m²

Edith

Emile

Touquet Ligne & coin

20 20 | 8 | Not rectified | R9

25 pc	1 m²	40 box	40 m²

Esmée

20 20 | 8 | Not rectified | R9

25 pc	1 m²	40 box	40 m²

20 20 | 8 | Not rectified | R9

25 pc	1 m²	40 box	40 m²

Evora

20 20 | 8 | Not rectified | R9

25 pc	1 m²	40 box	40 m²

Fitou océan

Flavie blanc

20 20 | 8 | Not rectified | R9

25 pc	1 m²	40 box	40 m²

Flavie Bleu

20 20 | 8 | Not rectified | R9

25 pc	1 m²	40 box	40 m²

Flavie Gris

20
20
8
Not rectified
R9

25 pc	1 m²	40 box	40 m²

Flavie Noir

20 20 | 8 | Not rectified | R9

25 pc	1 m²	40 box	40 m²

Flora

20 20 | 8 | Not rectified | R9

25 pc	1 m²	40 box	40 m²

Flow Gris

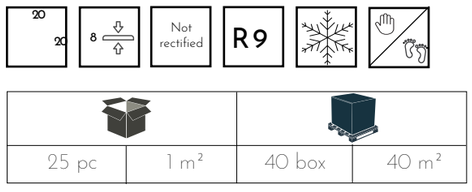

Flow Marron

20 20 | 8 | Not rectified | R9

25 pc	1 m²	40 box	40 m²

Gaetine Bleu

20 20 | 8 | Not rectified | R9

25 pc	1 m²	40 box	40 m²

La Madeleine

Gaetine Classic

20 20 | 8 | Not rectified | R9

25 pc	1 m²	40 box	40 m²

Gilles Noir

20 20 | 8 | Not rectified | R9

25 pc	1 m²	40 box	40 m²

Gilles océan

20 20 | 8 | Not rectified | R9

25 pc	1 m²	40 box	40 m²

Henri

20 20 | 8 | Not rectified | R9

25 pc	1 m²	40 box	40 m²

Jenette

25 pc	1 m²	40 box	40 m²

Juliette Gris

20 20 | 8 | Not rectified | R9

25 pc	1 m²	40 box	40 m²

Juliette Marron

25 pc	1 m²	40 box	40 m²

Lilou Bleu

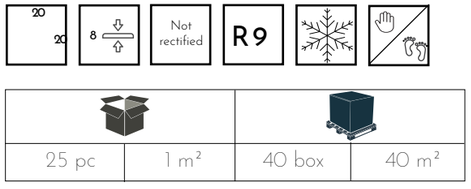

Lilou Classic

20 20 | 8 | Not rectified | R9

25 pc	1 m²	40 box	40 m²

Lilou Océan

20 20 | 8 | Not rectified | R9

25 pc	1 m²	40 box	40 m²

Liv

20 20 | 8 | Not rectified | R9

25 pc	1 m²	40 box	40 m²

Lyla

Lay pattern 001

Lay pattern 002

20 20 | 8 | Not rectified | R9

25 pc	1 m²	40 box	40 m²

Malo

Lay pattern 001

Lay pattern 002

25 pc	1 m²	40 box	40 m²

Odie

20 20 | 8 | Not rectified | R9

25 pc	1 m²	40 box	40 m²

Papillon

20 20 | 8 | Not rectified | R9

25 pc	1 m²	40 box	40 m²

Romée

20 20 | 8 | Not rectified | R9

25 pc	1 m²	40 box	40 m²

Rosalie

20
20
8
Not rectified
R9

25 pc	1 m²	40 box	40 m²

Syrah Bleu

20 20 | 8 | Not rectified | R9

25 pc	1 m²	40 box	40 m²

Victor

Lay pattern 001

Lay pattern 002

25 pc	1 m²	40 box	40 m²

Zelie Bleu

20
20
8
Not rectified
R9

25 pc	1 m²	40 box	40 m²

Zelie Gris

20 20 | 8 | Not rectified | R9

25 pc	1 m²	40 box	40 m²

La Madeleine

Zelie Noir

20 20 | 8 | Not rectified | R9

25 pc	1 m²	40 box	40 m²

Touquet coin



20 20 | 8 | Not rectified | R9

25 pc	1 m²	40 box	40 m²

Touquet Coin

Touquet Ligne

Opaline

Matching tiles

Antracite

Chere noir

Dori

Uni Azure

Edith

Emile

Uni Perle

Flora

Henri

20 20 | 8 | Not rectified | R9

25 pc	1 m²	40 box	40 m²

Touquet coin & ligne

QUICK PRODUCT INFO

| 5 Uni colors

20 20 | 8 | Not rectified | R9

ANTRACITE

200 x 200 x 8 mm

AZURE

200 x 200 x 8 mm

OLIVE

200 x 200 x 8 mm

OPALINE

200 x 200 x 8 mm

PERLE

200 x 200 x 8 mm

La Madeleine Belda

25 pc	1 m²	40 box	40 m²

La Madeleine

La Madeleine

Antracite



La Madeleine

20 20 | 8 | Not rectified | R9

25 pc	1 m²	40 box	40 m²

Azure



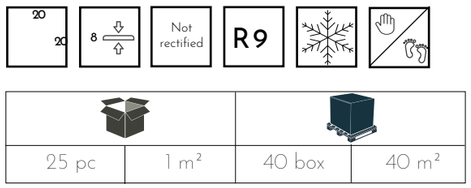

25 pc	1 m²	40 box	40 m²

Olive

La Madeleine

20 20 | 8 | Not rectified | R9

25 pc	1 m²	40 box	40 m²

Opaline



La Madeleine

20 20 | 8 | Not rectified | R9

25 pc	1 m²	40 box	40 m²

Perle



La Madeleine

20 20 | 8 | Not rectified | R9

25 pc	1 m²	40 box	40 m²

TECHNICAL sheet & packaging

LA MADELEINE	m² per box	pc per box	Kg per box	m² per pallet	box per pallet	Kg per pallet
20x20						
*Pattern						
*Coin						
*Ligne	1	25	17.91	40	40	716.40
*Coin	SET	4	1.79	-	-	-

Collection	La Madeleine
Top finish	Mat
Size	20X20
Product type	Dry pressed ceramic tiles, with a water absorption <0.5%
Thickness	8 mm
Intended use	For interior walls & floors
Resistance to abrasion	4
Water absorption	E<0.5%
Flexural strength (N/mm2) and breaking strength (N)	> 35 N/mm² >1300
Resistance to thermal shock	withstood the test
Resistance to cracking	withstood the test
Frost resistance	withstood the test
Chemical resistance Household cleaning products Pool salt Acids	 Class GA Class GA Class GLA
Stain resistance	Class 5
Slip resistant value	R-9

REVOIR PARIS
ceramic tiles

La Madeleine


La Villette

QUICK PRODUCT INFO

20 20 | 8 | Not rectified | R9

25 pc	1 m²	40 box	40 m²

| 7 Patterns

ADELE
BLEU
200 x 200 x 8 mm

BENOIT
BLEU
200 x 200 x 8 mm

BENOIT
JAUNE
200 x 200 x 8 mm

GEORGE
BLEU
200 x 200 x 8 mm

GUSTAVE
200 x 200 x 8 mm

OTTO
NOIR
200 x 200 x 8 mm

THEO
200 x 200 x 8 mm



Otto Noir

George Bleu

Adèle Bleu

20 20 | 8 | Not rectified | R9

25 pc	1 m²	40 box	40 m²

Benoît Bleu

20 20 | 8 | Not rectified | R9

25 pc	1 m²	40 box	40 m²

Benoît Jaune



20 20	8	Not rectified	R9		
25 pc	1 m²		40 box	40 m²	

La Villette

20 20 | 8 | Not rectified | R9

25 pc	1 m²	40 box	40 m²

George Bleu

Atelier Marine

Gustave

Lay pattern 001

Lay pattern 002

25 pc	1 m²	40 box	40 m²

Otto Noir

20 20 | 8 | Not rectified | R9

25 pc	1 m²	40 box	40 m²

Théo



25 pc	1 m²	40 box	40 m²

TECHNICAL sheet & packaging

LA VILLETTE	m² per box	pc per box	Kg per box	m² per pallet	box per pallet	Kg per pallet
20x20						
*Pattern	1	25	17.91	40	40	713.40

Collection	La Villette
Top finish	Mat
Size	20X20
Product type	Dry pressed ceramic tiles, with a water absorption <0.5%
Thickness	8 mm
Intended use	For interior walls & floors
Resistance to abrasion	4
Water absorption	E<0.5%
Flexural strength (N/mm2) and breaking strength (N)	> 35 N/mm² >1300
Resistance to thermal shock	withstood the test
Resistance to cracking	withstood the test
Frost resistance	withstood the test
Chemical resistance Household cleaning products Pool salt Acids	 Class GA Class GA Class GLA
Stain resistance	Class 5
Slip resistant value	R-9

REVOIR PARIS
ceramic tiles

La Villette

La Roche

Gros Cailloux



80
80

10

RET

R 10

2 pc	1.28 m²	42 box	53.76m²

Provence
Gris Taupe

Petit Cailloux

80 80 | 10 | RET | R 10

2 pc	1.28 m²	42 box	53.76m²

La Roche Deco

Gros Edouard

80x80 Rect



+ details of EDOUARD

80 / 80	10	RET	R 10		

2 pc	1.28 m²	42 box	53.76m²

La Roche Deco

Gros Firmin

80x80 Rect



+ details of FIRMIN

80 80 | 10 | RET | R 10

2 pc	1.28 m²	42 box	53.76m²

La Roche Deco

Gros Lisette

80x80 Rect



+ details of LISETTE

2 pc	1.28 m²	42 box	53.76m²

TECHNICAL sheet & packaging

LA ROCHE	m² per box	pc per box	Kg per box	m² per pallet	box per pallet	Kg per pallet
80x80	1.28	2	23.24	53.76	42	996

Collection	La Roche
Top finish	Mat
Size	80X80
Product type	Dry pressed ceramic, single fired, procelain tiles
Thickness	10 mm
Intended use	For interior walls & floors

Dimensional features	UNE-EN-ISO-10545-2	Conforms to the requisites
Water absorption	UNE-EN-ISO-10545-3	E<0.5%
Bending strenght	UNE-EN-ISO-10545-4	
Modulus of rupture		>35Nw/mm²
Breaking strenght		>1300Nw
Resistance to surface abrasion	UNE-EN-ISO-10545-7	4
Linear thermal expansion	UNE-EN-ISO-10545-8	<9*10-6/°C
Thermal shock restistance	UNE-EN-ISO-10545-9	Stands the test
Cracking resistance	UNE-EN-ISO-10545-11	Stands the test
Frost resistance	UNE-EN-ISO-10545-12	Stands the test
Chemical restistance	UNE-EN-ISO-10545-13	
Domestic and swimming pool product		Class GA
Acids and alkalis of low concentration		Min class GLB
Resitance to stains	UNE-EN-ISO-10545-14	Min class 4
Slip resistance	DIN-51130	R10

REVOIR PARIS
ceramic tiles

|White body tiles

10x10

|Glossy & mat

6.2x25

|Glossy & mat

|Luxe

Atelier

QUICK PRODUCT INFO

| 11 colors
| Glossy & mat

10
10

80pc	60 box
0.8 m²	48 m²

ATELIER

White body tiles

10x10 Glossy & mat
Wall

BLANC DE LIN
GLOSSY - MAT
10 x 10

BLEU LUMIERE
GLOSSY - MAT
10 x 10

NOIR
GLOSSY - MAT
10 x 10

TAUPE
GLOSSY - MAT
10 x 10

BORDEAUX
GLOSSY - MAT
10 x 10

EMERAUDE
GLOSSY - MAT
10 x 10

TURQUOISE
GLOSSY - MAT
10 x 10

VERT D'EAU
GLOSSY - MAT
10 x 10

GRIS
GLOSSY - MAT
10 x 10

MARINE
GLOSSY - MAT
10 x 10



VIEUX ROSE
GLOSSY - MAT
10 x 10

Atelier

Blanc de lin 10x10 - wall

GLOSSY

MAT

10 10 | 10 | V 1

80pc	0.80 m²	60 box	48 m²

Atelier

Bleu Lumière 10x10 - wall

GLOSSY

MAT

10 10 | 10 | V 2

80pc	0.80 m²	60 box	48 m²

Atelier

Bordeaux 10x10 - wall



GLOSSY

MAT

10
10

10

V 3

80pc	0.80 m²	60 box	48 m²

Atelier

Emeraude 10x10 - wall

GLOSSY

MAT

10
10

10

V 4

80pc	0.80 m²	60 box	48 m²

Gris 10x10 - wall

GLOSSY

MAT

10
10

10

V 3

80pc	0.80 m²	60 box	48 m²

Atelier

Marine 10x10 - wall



GLOSSY

MAT

10 10 | 10 | V 3

80pc	0.80 m²	60 box	48 m²

Noir 10x10 - wall



GLOSSY

MAT

10 10 | 10 | V 2

80pc	0.80 m²	60 box	48 m²

Taupe 10x10 - wall

GLOSSY

MAT

10 10 | 10 | V 3

80pc	0.80 m²	60 box	48 m²

Turquoise 10x10 - wall

GLOSSY

MAT

10 10 | 10 | V 4

80pc	0.80 m²	60 box	48 m²

Vert d'eau 10x10 - wall

GLOSSY

MAT

10 10 | 10 | V 4

80pc	0.80 m²	60 box	48 m²

Vieux Rose 10x10 - wall

GLOSSY

MAT

10
10

10

V 4

80pc	0.80 m²	60 box	48 m²

Atelier

TECHNICAL sheet & packaging

ATELIER	m² per box	pc per box	Kg per box	m² per pallet	box per pallet	Kg per pallet
10x10	0.8	80	17.44	48	60	1046.4

Collection	Atelier - Wall
Top finish	Mat & Glossy
Size	10X10
Product type	Dry pressed ceramic tiles, with a water absorption >10%
Thickness	9.60 mm
Intended use	For interior walls

System of assessment and verification of constancy of performance	Systems 4

Resitance to fire	A1
Water absorption	E> 10%
Release of dangerouse substances	
Cadmium	PND
Lead	PND
Cementitious adhesive type C1	≥ 0.5 N/mm²
Durability: internal use	Pass
Harmonized technical specification	EN 14411:2012

REVOIR PARIS
ceramic tiles

Atelier

QUICK PRODUCT INFO

| 11 colors
| Glossy & mat

6.2 25

10

20pc	120 box
0.31 m²	37.56 m²

ATELIER

White body tiles

6.2x25 Glossy & mat
Wall

BLANC DE LIN

GLOSSY - MAT

6.2 X 25



BLEU LUMIERE

GLOSSY - MAT

6.2 X 25



BORDEAUX

GLOSSY - MAT

6.2 X 25

EMERAUDE

GLOSSY - MAT

6.2 X 25

GRIS

GLOSSY - MAT

6.2 X 25



MARINE

GLOSSY - MAT

6.2 X 25



NOIR

GLOSSY - MAT

6.2 X 25



TAUPE

GLOSSY - MAT

6.2 X 25

TURQUOISE

GLOSSY - MAT

6.2 X 25

VERT D'EAU

GLOSSY - MAT

6.2 X 25

VIEUX ROSE

GLOSSY - MAT

6.2 X 25

Blanc de Lin 6.2x25 - wall



GLOSSY



MAT

6.2 25

10

V 2

20pc	0.31 m²	120 box	37.56 m²

Atelier

Bleu Lunière 6.2x25 - wall

GLOSSY



MAT

6.2 25

10

V 3

20pc	0.31 m²	120 box	37.56 m²

Atelier

Bordeaux 6.2x25 - wall

GLOSSY

MAT

6.2 25

10

V 3

20pc	0.31 m²	120 box	37.56 m²

Emeraude 6.2x25 - wall

GLOSSY

MAT

6.2 25

10

V 4

20pc	0.31 m²	120 box	37.56 m²

Gris 6.2x25 - wall

GLOSSY

MAT

6.2 25

10

V 3

20pc	0.31 m²	120 box	37.56 m²

Marine 6.2x25 - wall

GLOSSY

MAT

6.2 25

10

V 4

20pc	0.31 m²	120 box	37.56 m²

Noir 6.2x25 - wall

GLOSSY

MAT

6.2 25

10

V 2

20pc	0.31 m²	120 box	37.56 m²

Taupe 6.2x25 - wall

GLOSSY

MAT

6.2 25

10

V 3

20pc	0.31 m²	120 box	37.56 m²

Atelier

Atelier

Turquoise 6.2x25 - wall

GLOSSY

MAT

6.2 25

10

V 3

20pc	0.31 m²	120 box	37.56 m²

Vert d'eau 6.2x25 - wall

GLOSSY

MAT

6.2 25

10

V 3

20pc	0.31 m²	120 box	37.56 m²

Atelier

Vieux Rose 6.2x25 - wall

GLOSSY

MAT

6.2 25

10

V 3

20pc	0.31 m²	120 box	37.56 m²

ATELIER Luxe 6.2x25

White body tiles

Wall

GOLD

6.2 X 25

COPPER

6.2 X 25

IRON

6.2 X 25



* Gold : use of acid product is not recommended!

QUICK PRODUCT INFO

| 3 colors

6.2 25 | 10 | V 1

1 pc	20pc	0.31 m²	120 box	37.56 m²



Luxe GOLD 6.2x25 - wall

* Gold : use of acid product is not recommended!

6.2 25

10

V 1

20pc	0.31 m²	120 box	37.56 m²

Full boxes or / 1 pc

1 pc

Atelier

Luxe COPPER 6.2x25 - wall

6.2 25

10

V 1

20pc	0.31 m²	120 box	37.56 m²

Atelier

Atelier

Luxe IRON 6.2x25 - wall



6.2 25

10

V 1

20pc	0.31 m²	120 box	37.56 m²

Atelier

TECHNICAL sheet & packaging

ATELIER	m² per box	pc per box	Kg per box	m² per pallet	box per pallet	Kg per pallet
6.2x25	0.31	20	5.30	37.56	120	656
Gold	-	20	-	-	-	-

Collection	Atelier
Top finish	Mat & Glossy
Size	25X6.2
Product type	Dry pressed ceramic tiles, group BIII
Thickness	10 mm
Intended use	For interior walls

Dimensional features	UNE-EN-ISO-10545-2	Conforms to the requisites
Water absorption	UNE-EN-ISO-10545-3 * Gold : use of acid product is not recommended!	E>10%
Bending strenght	UNE-EN-ISO-10545-4	
Modulus of rupture		≥12Nw/mm²
Breaking strenght		≥600Nw
Linear thermal expansion	UNE-EN-ISO-10545-8	<7*10-6/°C-1
Thermal shock restistance	UNE-EN-ISO-10545-9	Stands the test
Cracking resistance	UNE-EN-ISO-10545-11	Stands the test
Chemical restistance	UNE-EN-ISO-10545-13	
Domestic and swimming pool product	Min class B	GA
Acids and alkalis of low concentration		GLA
Acids and alkalis of high concentration		GHA
Resitance to stains	UNE-EN-ISO-10545-14	Min class 3
Resitance to fire	Decision 96/603/CE	Class A1/A1fl

REVOIR PARIS
ceramic tiles

Atelier

PROVENCE

QUICK PRODUCT INFO

| 11 colors
| mat

6.2 25 | 10 | V 1

20pc 0.31 m²
120 box 37.56 m²

PROVENCE

White body tiles

6.2x25 mat
Wall

ANTRACITE
MAT
6.2 X 25

CARAMEL
MAT
6.2 X 25

CHOCOLAT
MAT
6.2 X 25

TAUPE UNI
MAT
6.2 X 25

VERT BOTANIQUE
MAT
6.2 X 25

COCQUILLE
MAT
6.2 X 25

GRIS BETON
MAT
6.2 X 25

GRIS TAUPE
MAT
6.2 X 25

PARME
MAT
6.2 X 25

PETROL
MAT
6.2 X 25

ROUGE TOSCANE
MAT
6.2 X 25

Antracite 6.2x25 - wall

6.2 25 | 10 | V 1

20pc	0.31 m²	120 box	37.56 m²

Bel Histoire:
Jacques coin A

Caramel 6.2x25 - wall

6.2 25 | 10 | V 1

20pc	0.31 m²	120 box	37.56 m²

6.2 25 | 10 | V 1

20pc	0.31 m²	120 box	37.56 m²

Chocolat 6.2x25 - wall

Bel Histoire:
Eugenie

Cocquille 6.2x25 - wall

6.2 25 | 10 | V 1

20pc	0.31 m²	120 box	37.56 m²

Bel Histoire:
Hervé 15x15

Bel Histoire:
Agathe 15x15

Gris béton 6.2x25 - wall

6.2 25 | 10 | V 1

20pc	0.31 m²	120 box	37.56 m²

La Roche:
Gros cailloux 80x80

Gris Taupe 6.2x25 - wall

6.2 25 | 10 | V 1

20pc	0.31 m²	120 box	37.56 m²

Bel Histoire:
Jean 15x15

La Roche:
Gros cailloux 80x80

Parme 6.2x25 - wall

6.2 25

10

V 1

20pc	0.31 m²	120 box	37.56 m²

Bel Histoire:
Agathe 15x15

6.2 25

10

V 1

20pc	0.31 m²	120 box	37.56 m²

Petrol 6.2x25 - wall

Bel Histoire
Jeanne 15x15

Rouge Toscane 6.2x25 - wall

6.2 25 | 10 | V 1

20pc	0.31 m²	120 box	37.56 m²

Taupe Uni 6.2x25 - wall



6.2 × 25	10		V 1

20pc	0.31 m²	120 box	37.56 m²



Vert Botanique 6.2x25 - wall

6.2 25

10

V 1

20pc	0.31 m²	120 box	37.56 m²

La Madeleine:
Belda 20x20

LAY PATTERNS 6.2x25

LAY PATTERN
B 001



LAY PATTERN
B 002



LAY PATTERN
B 003



LAY PATTERN
B 004



LAY PATTERN
B 005



LAY PATTERN
B 006



LAY PATTERN
B 007



LAY PATTERN

B - 001



B - 001
VERTICAL

B - 001
HORIZONTAL

Antracite
B 001

Caramel
B 001

Chocolat
B 001

Cocquille
B 001

Gris béton
B 001

Gris taupe
B 001

Parme
B 001

Petrol
B 001

Rouge Toscane
B 001

Taupe uni
B 001

Vert botanique
B 001

LAY PATTERN

B - 002



B - 002
VERTICAL



B - 001
HORIZONTAL

Antracite
B 002

Caramel
B 002

Chocolat
B 002

Cocquille
B 002

Gris béton
B 002

Gris taupe
B 002

Parme
B 002

Petrol
B 002

Rouge Toscane
B 002

Taupe uni
B 002

Vert botanique
B 002

LAY PATTERN

B - 003



B - 003
Vertical



B - 003
Horizontal

Antracite
B 003

Caramel
B 003

Chocolat
B 003

Cocquille
B 003

Gris béton
B 003

Gris taupe
B 003

Parme
B 003

Petrol
B 003

Rouge Toscane
B 003

Taupe uni
B 003

Vert botanique
B 003

LAY PATTERN

B - 004



B - 004
Vertical



B - 004
Horizontal

Antracite
B 004

Caramel
B 004

Chocolat
B 004

Cocquille
B 004

Gris béton
B 004

Gris taupe
B 004

Parme
B 004

Petrol
B 004

Rouge Toscane
B 004

Taupe uni
B 004

Vert botanique
B 004w

LAY PATTERN

B - 005



B - 005
Vertical



B - 005
Horizontal

Antracite
B 005

Caramel
B 005

Chocolat
B 005

Cocquille
B 005

Gris béton
B 005

Gris taupe
B 005

Parme
B 005

Petrol
B 005

Rouge Toscane
B 005

Taupe uni
B 005

Vert botanique
B 005

LAY PATTERN

B - 006



B - 006
Right



B - 006
Left

Antracite
B 006

Caramel
B 006

Chocolat
B 006

Cocquille
B 006

Gris béton
B 006

Gris taupe
B 006

Parme
B 006

Petrol
B 006

Rouge Toscane
B 006

Taupe uni
B 006

Vert botanique
B 006

LAY PATTERN

B - 007



B - 007
Vertical



B - 007
Horizontal

Antracite
B 007

Caramel
B 007

Chocolat
B 007

Cocquille
B 007

Gris béton
B 007

Gris taupe
B 007

Parme
B 007

Petrol
B 007

Rouge Toscane
B 007

Taupe uni
B 007

Vert botanique
B 007

TECHNICAL sheet & packaging

PROVENCE	m² per box	pc per box	Kg per box	m² per pallet	box per pallet	Kg per pallet
6.2x25	0.313	20	5.30	37.56	120	656

Collection		Provence
Top finish		Mat
Size		25X6.2
Product type		Dry pressed ceramic tiles, group BIII
Thickness		10 mm
Intended use		For interior walls

Dimensional features	UNE-EN-ISO-10545-2		Conforms to the requisites
Water absorption	UNE-EN-ISO-10545-3		E>10%
Bending strenght	UNE-EN-ISO-10545-4		
Modulus of rupture			≥12Nw/mm²
Breaking strenght			≥600Nw
Linear thermal expansion	UNE-EN-ISO-10545-8		<7*10-6/°C-1
Thermal shock restistance	UNE-EN-ISO-10545-9		Stands the test
Cracking resistance	UNE-EN-ISO-10545-11		Stands the test
Chemical restistance	UNE-EN-ISO-10545-13		
Domestic and swimming pool product		Min class B	GA
Acids and alkalis of low concentration			GLA
Acids and alkalis of high concentration			GHA
Resitance to stains	UNE-EN-ISO-10545-14		Min class 3
Resitance to fire	Decision 96/603/CE		Class A1/A1fl

CE

REVOIR PARIS
ceramic tiles

STUDIO

QUICK PRODUCT INFO

| 15 colors
| mat & glossy

6.2 25 | 10 | V 1

20pc	120 box
0.31 m²	37.56 m²

STUDIO

White body tiles

6.2x25
Wall

MAT

Camargue
MAT
6.2 X 25

Roussillon
MAT
6.2 X 25

GLOSSY

Amande
Glossy
6.2 X 25

Brun rétro
Glossy
6.2 X 25

Cobalt
Glossy
6.2 X 25

Miel
Glossy
6.2 X 25

Crème
Glossy
6.2 X 25

Moka
Glossy
6.2 X 25

Matcha
Glossy
6.2 X 25

Résine
Glossy
6.2 X 25

Carmin
Glossy
6.2 X 25

Charbon
Glossy
6.2 X 25

Rose d'Antan
Glossy
6.2 X 25

Vert Bouteille
Glossy
6.2 X 25

Vert Olive
Glossy
6.2 X 25

6.2 25 | 10 | V 3

20pc	0.31 m²	120 box	37.56 m²

Camargue

mat 6.2x25 - wall

6.2 25 | 10 | V 3

20pc	0.31 m²	120 box	37.56 m²

Roussillon

mat 6.2x25 - wall

La Madeleine Malo 20x20

6.2 25 | 10 | V 3

20pc	0.31 m²	120 box	37.56 m²

Amande

6.2x25 - wall

Re-Bel Cognac 100x100

20pc	0.31 m²	120 box	37.56 m²

Brun rétro

6.2x25 - wall

6.2 25	10		V 2

20pc	0.31 m²	120 box	37.56 m²

Carmin

6.2x25 - wall

6.2 25 | 10 | V 2

20pc	0.31 m²	120 box	37.56 m²

Charbon

6.2x25 - wall

6.2 25	10		V 2

20pc	0.31 m²	120 box	37.56 m²

Cobalt

6.2x25 - wall

Studio

6.2 25 | 10 | V 2

20pc	0.31 m²	120 box	37.56 m²

Crème

6.2x25 - wall

Re-Bel Taupe 100x100

6.2 25 | 10 | V 2

20pc	0.31 m²	120 box	37.56 m²

Matcha

6.2x25 - wall

6.2 25	10		V 2

20pc	0.31 m²	120 box	37.56 m²

Miel

6.2x25 - wall

20pc	0.31 m²	120 box	37.56 m²

Moka

6.2x25 - wall



6.2 25 | 10 | V 2

20pc	0.31 m²	120 box	37.56 m²

Résine

6.2x25 - wall

Re-Bel Caramel 100x100

6.2 25 | 10 | V 2

20pc	0.31 m²	120 box	37.56 m²

Rose d'Antan

6.2x25 - wall

Re-Bel Blanc 100x100

6.2 25

10

V 2

20pc	0.31 m²	120 box	37.56 m²

Vert bouteille

6.2x25 - wall

6.2 25	10		V 3

20pc	0.31 m²	120 box	37.56 m²

Vert Olive

6.2x25 - wall

Re-Bel Petrol 100x100

TECHNICAL sheet & packaging

STUDIO	m² per box	pc per box	Kg per box	m² per pallet	box per pallet	Kg per pallet
6.2x25	0.313	20	5.30	37.56	120	656

Collection	Studio
Top finish	Mat
Size	25X6.2
Product type	Dry pressed ceramic tiles, group BIII
Thickness	10 mm
Intended use	For interior walls

Dimensional features	UNE-EN-ISO-10545-2	Conforms to the requisites
Water absorption	UNE-EN-ISO-10545-3	E>10%
Bending strenght	UNE-EN-ISO-10545-4	
Modulus of rupture		≥12Nw/mm²
Breaking strenght		≥600Nw
Linear thermal expansion	UNE-EN-ISO-10545-8	<7*10-6/°C-1
Thermal shock restistance	UNE-EN-ISO-10545-9	Stands the test
Cracking resistance	UNE-EN-ISO-10545-11	Stands the test
Chemical restistance	UNE-EN-ISO-10545-13	
Domestic and swimming pool product	Min class B	GA
Acids and alkalis of low concentration		GLA
Acids and alkalis of high concentration		GHA
Resitance to stains	UNE-EN-ISO-10545-14	Min class 3
Resitance to fire	Decision 96/603/CE	Class A1/A1fl

REVOIR PARIS
ceramic tiles